



**BATTERY APPLICATIONS
AND SPECIFICATIONS**
Powersports Batteries

ABOUT YUASA BATTERY



ADVANCED ENGINEERING, PREMIUM QUALITY, UNMATCHED RELIABILITY

Yuasa Battery, Inc. has been manufacturing powersports batteries in the United States to uncompromisingly high standards since 1979. Yuasa Battery pioneered the AGM battery in 1985. We are the largest American manufacturer and distributor of batteries for motorcycles, snowmobiles, scooters, all terrain vehicles, side by sides and personal watercraft.

In addition to our vast replacement business, we are the leading original equipment supplier to most powersport vehicle manufacturers. By producing batteries that generate more power, last longer, and require minimum maintenance, Yuasa Battery, Inc. has achieved a leadership position in small engine starting batteries. Continuous research and development, along with unwavering standards of manufacturing quality, will help maintain our position as market leader around the world.

“Our products and services are reflections of who we are.

Each and every day, it starts with us...



Distribution Facility | Laureldale, PA, USA

General

Battery Types	2-3
GYZ Cutaway Diagram	4

Battery Information

Features and Benefits.....	5
Terminal Types.....	6
Hardware	7

Specifications

Designation of Battery Type Numbers.....	7
AGM Battery Specifications.....	8-9
Conventional Battery Specifications	10-13
Japanese Tractor Battery Specifications	14
Battery Upgrade Cross Reference	14

Applications

Motorcycle.....	15-25
Utility Vehicle (UTV).....	25
Scooter	26-27
All Terrain Vehicle (ATV).....	27-29
Personal Watercraft (PWC).....	29-30
Snowmobile.....	30-31

Chargers and Accessories

Consumer Products	32
Professional Shop Products	33-34
Merchandising Products	35-36

DISCLAIMER

The replacement battery information published in this book has been obtained from the equipment manufacturers listed, except as otherwise noted. Users are cautioned that the information contained in this book was the most current information provided to us at the time of publication. The information is subject to change upon notice from equipment manufacturers or field experience. Users should always use the most current edition of the Yuasa Battery Applications and Specifications. Yuasa expressly denies any responsibility for the accuracy of the information provided to us. While we have made every effort to accurately catalog the replacement battery information contained in this book, Yuasa denies any liability for damages as a consequence of using the information in this book. Users should also attempt to obtain replacement battery information from the equipment manufacturer's user manual or service department for their specific application.

BATTERY TYPES



GYZ Series AGM

- AGM separators with superior grid designs for extreme vibration resistance
- More active material surface area for enhanced performance and power
- Supplied “Factory Activated” (nonspillable)
- Highest CCA motorcycle battery (500 CCA on GYZ32HL)
- Large heavy-duty flush terminals with multiple connections (GYZ32HL, GYZ20HL, GYZ20H)
- Built in brass nuts (GYZ32HL, GYZ20H, GYZ20HL)

High Performance AGM

- All the features of a standard AGM battery plus increased power
- H Series: Increased power-up to 30% more cranking amps
- YTZ Series: Small size, lightweight, huge power












AGM (Maintenance Free)

- Maintenance Free – no need to add water, but periodic charging required when not in use
- Absorbed Glass Mat (AGM) Separators – an advanced battery technology that eliminates the need to ever add water
- Advanced lead-calcium technology – holds its specific gravity more than 3 times longer than conventional lead antimony batteries

Yumicron / Conventional

- Special thin separators – allow two extra plates per cell to be installed, for a 30% improvement in cranking performance
- Engineered to protect against corrosion, withstand vibration, and deliver high cranking power
- 6 volt and 12 volt varieties

GYZ CUTAWAY DIAGRAM

GYZ	CAPACITY [AH]	CCA*	V-TWIN	ATV	UPGRADE FOR:	CAPACITY [AH]	CCA*
GYZ16H	16	240			YTX14	12	200
GYZ16HL	16	240			YTX14L	12	200
GYZ20H	20	320			YTX20H	18	310
GYZ20HL	20	320			YTX20HL	18	310
GYZ32HL	32	500			YIX30L	30	400

*CCA measured by BCI/SAE standard at 0° F.

GYZ CUTAWAY DIAGRAM

EZ Grip Cover:
simple installation
(GYZ32HL)

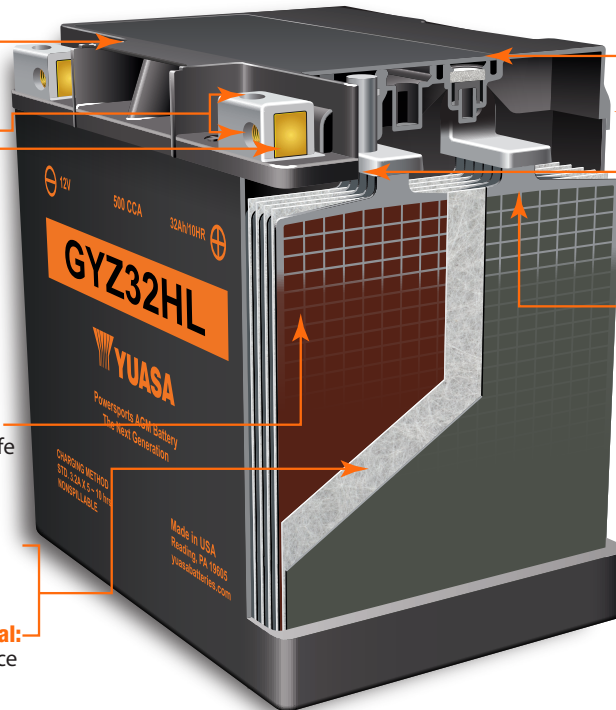
Large heavy-duty flush terminals:
constructed to allow multiple front and top connections, mounting position flexibility

Built-in brass nuts:
up to 50% more conductive than stainless steel
(GYZ32HL, GYZ20H(L))

Enhanced active material:
compounded to withstand vibration, prolong battery life and dependability

Absorbed Glass Mat (AGM) separators:
absorb electrolyte, making the battery nonspillable

Protective separator material:
enhances vibration resistance

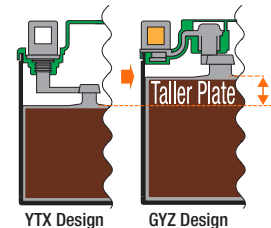






Safety flame-arrestor:
leakproof valve relieves excess pressure

Heat bonded cover:
eliminates leaks and corrosion

Thru-partition construction:
provides shorter current path with less resistance than "over the partition" construction, resulting in more cranking power

Taller plates:
extra surface area for more power: up to 500 CCA and 32 Ah to power more accessories

























































GYZ	CAPACITY [AH]	CCA*	METRIC	ATV	UPGRADE FOR:	CAPACITY [AH]	CCA*
GYZ16H	16	240			YTX14	12	200
GYZ20L	20	250			YTX20L	18	270

FEATURES AND BENEFITS

Component	Features	Benefits
Cast grid	Special grid design	Severe vibration resistance and improved conductivity
Active material	Proprietary formulation	Reduced shedding, maximum utilization and long service life
Pasted plates	Specified thickness and weight	Ensures vibration resistance through precise compression and proper service life through specified active material balance
Dried-charged plates	Tank formed and dried plates	Properly dried plates in a sealed battery have a virtually limitless shelf-life
Top lead connections	Through-partition construction, large straps	Shorter current path for increased electrical conductivity and higher starting currents, heavier parts for maximum durability
Case-cover seal	Thermal bonded plastic	Air tight seal to prevent air ingress and acid seepage
Terminal-cover seal	Patented poly-seal terminal	Eliminates acid seepage, reduces corrosion and extends battery life
Case and cover	Polypropylene	Superior resistance to gasoline and oil, impact resistant in extreme weather conditions
Additive	Sulfate stop (some models)	Sulfate stop added to reduce the solubility of lead into the acid, which then reduces battery sulfation potential
Yumicron		
Separator	Leaf or envelope separator	Polyethylene with glass mat sheet bonded for compression to withstand severe vibration conditions
GYZ/YTX/High Performance AGM		
Separator	AGM (absorbed glass mat)	High puncture resistant separator for increased service in high vibration applications
Top lead alloy	Calcium alloy	Increased weld strength and severe vibration resistance
Vent system	Valve and flame arrestor	Valve relieves excess pressure to prevent bursting, flame arrestor prevents internal combustion

TERMINAL TYPES

Terminal shapes vary from one battery to another. By identifying the correct replacement battery from the listing in this book, you are assured of the proper terminal configuration. For custom applications, refer to the following chart to identify terminal shape and corresponding batteries.

Terminal					Battery Type				
Type	Illustration	Front	Side	Top					
1					YB7C-A YB14L-A1	YTX16-BS-1			
2					YB9L-A2 12N5.5-4A YB16AL-A2				
3					12N24-3 Y60-N24-A	12N24-3A			
4					GYZ20L YB30L-B YTX15L-BS YTX20L-BS	Y50-N18L-A3 YIX30L-BS YTX16-BS YTX24HL-BS	YB12C-A YIX30L-BS-PW YTX20-BS YTX20HL-BS	YB16B-A YTX14AHL-B YTX20H-BS YIX20HL-BS	YB30CL-B YTX14AH-BS YTX20HL-BS-PW
5					GYZ16H GYZ16HL YB4L-B YTX14L-BS	YTX7L-BS KMX14-BS YT12A-BS YTX20CH-BS	YTX9-BS YB16C-B YTX12-BS YTX4L-BS	YTX5S YTX7S YB16CL-B YTX14-BS	YTX5L-BS YB4L-A YTX14H-BS YTX7A-BS
6					YB3L-A YB7L-B YB12A-A YB16-B 12N5-3B 12N7-4A 12N9-4B-1 6N6-3B B54-6	YB3L-B YB9A-A YB12AL-A YB-16-B-CX 12N5-4B 12N7-4B 12N10-3A 6N6-3B-1 B38-6A	YB5L-B YB9-B YB12AL-A2* YB16L-B 12N5.5-3B 12N7D-3B 6N11A-1B	YB7-A YB9L-B YB12A-B YB16HL-A-CX 12N5.5A-3B 12N12A-4A-1 6N11-2D	YB7B-B YB10L-B YB14A-A1 SYB16L-B 12N7-3B 12N9-3B 6N12A-2D B39-6
7					HYB16A-AB Y50-N18A-A	YB16B-A1** Y50-N18L-A	YB18-A Y50-N18L-A-CX	YB18L-A SY50-N18L-AT	
8					YB10A-A2 YB14-A2 YB14-B2 12N14-3A	YB10L-A2 YB14A-A2 YB14L-B2	YB10L-B2 YB14L-A2	YB12B-B2 SYB14L-A2 12N11-3A-1	
9					YHD-12H				
10					51814	51913	53030	YT19BL-BS	
11					YT9B-BS YT7B-BS	YTZ10S	YTZ12S YT12B-BS	YTZ14S	YT14B-BS
					Note: Terminal is Brass Plated Steel				
12					YTR4A-BS				
13					YT4B-BS				
14					GYZ20H GYZ20HL	GYZ32HL			
					Note: Encapsulated Brass Nut				

* Includes terminal adapter for converting to top mount

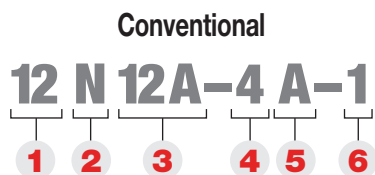
** Includes terminal adapter for converting to side mount

Part No.	Includes**	Fits			
478030*	12mm lg. stainless steel hex bolt 20mm lg. stainless steel hex bolt 6mm stainless steel nut, washer and round brass spacer	YTX15L-BS YB30L-B	YTX20-BS YB30CL-B	YTX20L-BS YTX20(H)L-BS-PW	
479100	12mm lg. stainless steel hex bolt 6mm stainless steel rectangular nut	Y50-N18L-A3 YTX14H-BS	YTX9-BS YTX14AH-BS	YTX12-BS YTX14AHL-BS	YTX14-BS GYZ16H
479101 / 479862	12mm lg. stainless steel hex bolt 6mm stainless steel rectangular nut	YTX15L-BS YTX24HL-BS	YTX20(H)-BS YIX20HL-BS	YIX30L-BS-PW YB30L-B	GYZ20L YB30CL-B
479102	14mm lg. stainless steel hex bolt 6mm stainless steel square nut	YB16CL-B	YB16C-B		
479104*	12mm lg. stainless steel hex bolt 20mm lg. stainless steel hex bolt 6mm stainless steel nut, washer and round brass spacer	YTX14L-BS for Harley Davidson Sportster YTX14 ^{FA} for Harley Davidson V-ROD 02-07 YTX14H ^{FA} for Harley Davidson V-ROD 02-07			
479643*	12mm lg. stainless steel hex bolt 20mm lg. stainless steel hex bolt 6mm stainless steel nut, washer and square brass spacer	YTX20H-BS YIX30L-BS	YTX20HL-BS	YTX24HL-BS	
479876	12mm lg. stainless steel hex bolt 16mm lg. stainless steel hex bolt 6mm stainless steel rectangular nut 6mm star washer and square brass spacer	GYZ16HL			
479699	12mm lg. stainless steel hex bolt 6mm star washer	GYZ20H	GYZ20HL	GYZ32HL	
5BNBSSF6M	11mm lg. stainless steel hex bolt 6mm stainless steel hex nut	12N7-3B 12N12A-4A-1 YB7B-B YB9L-B YB10L-B YB12A-B	YB14A-A1 YB14L-B2 12N7-4A 12N14-3A YB9-B YB10A-A2	YB10L-B2 YB12AL-A YB14A-A2 YB14L-A2 12N7-4B 12N9-4B-1 YB7-A	YB9A-A YB10L-A2 YB12A-A YB14-A2 YB14-B2 YB16AL-A2
5BNBSS14M	14mm lg. stainless steel hex bolt 6mm stainless steel hex nut	YB14L-A1 YB18L-A	HYB16A-AB YHD-12H	YB16L-B Y50-N18L-A	YB18-A SY50-N18L-A
5BNBSS22M	22mm lg. stainless steel hex bolt 6mm stainless steel hex nut and round brass spacer	YB16-B	YB16-B-CX	YB16HL-A-CX	YB16L-B

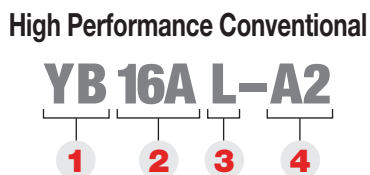
* Use of thread locking agent recommended
** All hardware listed above is M6 thread

^{FA} Must use factory activated battery

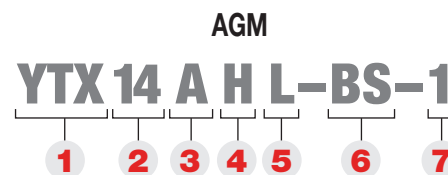
DESIGNATION OF BATTERY TYPE NUMBERS



- 1 Nominal voltage
- 2 Conventional battery
- 3 Size of battery case
- 4 Polarity location
- 5 Exhaust location
- 6 Designates unique terminal



- 1 High Performance Conventional battery
- 2 Size of battery case
- 3 Polarity location
- 4 Terminal and Exhaust location



- 1 High Performance AGM (YTX, YIX, YTZ, YT, GYZ)
- 2 Performance classification
- 3 Designates unique battery case size
- 4 Higher CCA
- 5 Polarity location
- 6 Bottle supplied electrolyte
- 7 Designates unique terminal

BATTERY SPECIFICATIONS

AGM, High Performance

FACTORY ACTIVATED (Non-Spillable)

12 VOLT

Battery Type	Capacity Ah (10H-R)	Dimensions – Inches (± 1/16 in)			Dimensions – Millimeters (± 2 mm)			Assembly Figure (As Per Cover Polarity)	Approx Weight with Acid (lbs.)	Terminal Type (Refer to page 6)	Acid Volume (Liter)	Regular Charge Current (Amp)	C.C.A. @ 0 °F (-18 °C)
		L	W	H	L	W	H						
GYZ16H	16	6	3 7/16	5 3/4	150	87	145	⊕ ⊖	12.4	5	N/A	1.6	240
GYZ16HL	16	6	3 7/16	5 3/4	150	87	145	⊖ ⊕	12.4	5	N/A	1.6	240
GYZ20L	20	6 7/8	3 7/16	6 1/8	175	87	155	⊖ ⊕	15.2	4	N/A	2.0	250
GYZ20H	20	6 7/8	3 7/16	6 1/8	175	87	155	⊕ ⊖	15.7	14	N/A	2.0	320
GYZ20HL	20	6 7/8	3 7/16	6 1/8	175	87	155	⊖ ⊕	15.7	14	N/A	2.0	320
GYZ32HL	32	6 9/16	5	6 7/8	166	126	175	⊖ ⊕	24.7	14	N/A	3.2	500
YTX14AH*	12	5 5/16	3 1/2	6 9/16	134	89	166	⊕ ⊖	11.1	4	N/A	1.2	210
YTX14AHL	12	5 5/16	3 1/2	6 9/16	134	89	166	⊖ ⊕	11.1	4	N/A	1.2	210
YTX14H	12	6	3 7/16	5 3/4	150	87	145	⊕ ⊖	10.6	5	N/A	1.2	240
YTX20CH	18	6	3 7/16	6 3/8	150	87	161	⊕ ⊖	13.4	5	N/A	1.8	270
YTX20H	18	6 7/8	3 7/16	6 1/8	175	87	155	⊕ ⊖	15.1	4	N/A	1.8	310
YTX20HL	18	6 7/8	3 7/16	6 1/8	175	87	155	⊖ ⊕	15.1	4	N/A	1.8	310
YIX20HL	18	6 7/8	3 7/16	6 1/8	175	87	155	⊖ ⊕	15.1	4	N/A	1.8	320
YTX20HL-PW**	18	6 7/8	3 7/16	6 7/8 [§]	175	87	175 [§]	⊖ ⊕	15.1	4	N/A	1.8	310
YTX24HL	21	8 1/8	3 7/16	6 3/8	205	87	162	⊖ ⊕	17.5	4	N/A	2.1	350
YTZ7S	6	4 7/16	2 3/4	4 1/8	113	70	105	⊖ ⊕	4.6	5	N/A	0.6	130
YTZ8V	7	4 7/16	2 3/4	5 1/8	113	70	130	⊖ ⊕	6.0	5	N/A	0.7	120
YTZ10S	8.6	6	3 7/16	3 11/16	150	87	93	⊕ ⊖	7.0	11	N/A	0.9	190
YTZ12S	11	6	3 7/16	4 3/8	150	87	110	⊕ ⊖	8.1	11	N/A	1.1	210
YTZ14S	11.2	6	3 7/16	4 3/8	150	87	110	⊕ ⊖	8.6	11	N/A	1.1	230

FRESH PACK (Battery Supplied Dry with an Acid Bottle)

12 VOLT

Battery Type	Capacity Ah (10H-R)	Dimensions – Inches (± 1/16 in)			Dimensions – Millimeters (± 2 mm)			Assembly Figure (As Per Cover Polarity)	Approx Weight with Acid (lbs.)	Terminal Type (Refer to page 6)	Acid Volume (Liter)	Regular Charge Current (Amp)	C.C.A. @ 0 °F (-18 °C)
		L	W	H	L	W	H						
YTZ5S-BS	3.5	4 7/16	2 3/4	3 3/8	113	70	86	⊖ ⊕	3.5	5	0.20	0.4	65
YTX14AH-BS*	12	5 5/16	3 1/2	6 9/16	134	89	166	⊕ ⊖	11.1	4	0.66	1.2	210
YTX14AHL-BS	12	5 5/16	3 1/2	6 9/16	134	89	166	⊖ ⊕	11.1	4	0.66	1.2	210
YTX14H-BS	12	6	3 7/16	5 3/4	150	87	145	⊕ ⊖	10.6	5	0.69	1.2	240
YTX20CH-BS	18	6	3 7/16	6 3/8	150	87	161	⊕ ⊖	13.4	5	0.82	1.8	270
YTX20H-BS	18	6 7/8	3 7/16	6 1/8	175	87	155	⊕ ⊖	15.1	4	0.93	1.8	310
YTX20HL-BS	18	6 7/8	3 7/16	6 1/8	175	87	155	⊖ ⊕	15.1	4	0.93	1.8	310
YTX20HL-BS-PW**	18	6 7/8	3 7/16	6 7/8 [§]	175	87	175 [§]	⊖ ⊕	15.1	4	0.93	1.8	310
YIX20HL-BS	18	6 7/8	3 7/16	6 7/8	175	87	175	⊖ ⊕	15.1	4	0.93	1.8	320
YTX24HL-BS	21	8 1/8	3 7/16	6 3/8	205	87	162	⊖ ⊕	17.5	4	1.08	2.1	350

* Includes 10mm height spacer for use in replacing YB14A-A1 and YB14A-A2
 ** Includes 20mm height spacer (°) for use in replacing YB16CL-B
 (°) Includes spacer

FACTORY ACTIVATED (Non-Spillable)

12 VOLT

Battery Type	Capacity Ah (10H-R)	Dimensions – Inches (± 1/16 in)			Dimensions – Millimeters (± 2 mm)			Assembly Figure (As Per Cover Polarity)	Approx Weight with Acid (lbs.)	Terminal Type (Refer to page 6)	Acid Volume (Liter)	Regular Charge Current (Amp)	C.C.A. @ 0 °F (-18 °C)
		L	W	H	L	W	H						
YTX9	8	6	3 7/16	4 3/16	150	87	105		6.6	5	N/A	0.9	135
YTX12	10	6	3 7/16	5 1/8	150	87	130		9.2	5	N/A	1.2	180
YT12B	10	6	3 7/16	5 1/8	150	69	130		9.2	5	N/A	1.2	210
YTX14	12	6	3 7/16	5 3/4	150	87	145		10.1	5	N/A	1.4	200
YTX14L	12	6	3 7/16	5 3/4	150	87	145		10.1	5	N/A	1.4	200
YTX15L	13	6 7/8	3 7/16	5 1/8	175	87	130		11.0	4	N/A	1.3	230
YTX20	18	6 7/8	3 7/16	6 1/8	175	87	155		13.9	4	N/A	1.8	270
YTX20L	18	6 7/8	3 7/16	6 1/8	175	87	155		13.9	4	N/A	1.8	270
YIX30L	30	6 9/16	5	6 7/8	166	126	175		22.0	4	N/A	3	400
YIX30L-PW**	30	6 9/16	5	7 9/16 [§]	166	126	192 [§]		22.0	4	N/A	3.0	400

FRESH PACK (Battery Supplied Dry with an Acid Bottle)

12 VOLT

Battery Type	Capacity Ah (10H-R)	Dimensions – Inches (± 1/16 in)			Dimensions – Millimeters (± 2 mm)			Assembly Figure (As Per Cover Polarity)	Approx Weight with Acid (lbs.)	Terminal Type (Refer to page 6)	Acid Volume (Liter)	Regular Charge Current (Amp)	C.C.A. @ 0 °F (-18 °C)
		L	W	H	L	W	H						
YTR4A-BS	2.3	4 1/2	1 15/16	3 3/8	114	49	86		2.4	12	0.14	0.3	45
YT4B-BS	2.3	4 1/2	1 9/16	3 7/16	114	39	86.5		2.4	13	0.12	0.3	40
YTX4L-BS	3	4 1/2	2 13/16	3 3/8	114	71	86		3.4	5	0.18	0.4	50
YTX5L-BS	4	4 1/2	2 13/16	4 3/16	114	71	106		4.2	5	0.24	0.5	80
YT7B-BS	6.5	6	2 9/16	3 11/16	150	65	93		5.9	11	0.33	0.7	120
YTX7A-BS	6	6	3 7/16	3 3/4	150	87	94		6.3	5	0.33	0.7	105
YTX7L-BS	6	4 1/2	2 13/16	5 3/16	114	71	131		6.1	5	0.33	0.6	100
YT9B-BS	8	6	2 3/4	4 1/8	150	70	105		8.7	11	0.40	0.8	115
YTX9-BS	8	6	3 7/16	4 3/16	150	87	105		6.6	5	0.40	0.9	135
YT12A-BS	10	6	3 7/16	4 3/16	150	87	105		7.7	5	0.47	1.0	175
YT12B-BS	10	6	2 3/4	5 1/8	150	69	130		9.0	11	0.52	1.0	210
YTX12-BS	10	6	3 7/16	5 1/8	150	87	130		9.2	5	0.60	1.2	180
KMX14-BS*	12	6	3 7/16	5 3/4	150	87	145		10.1	5	0.69	1.4	200
YT14B-BS	12	6 1/8	2 3/4	5 3/4	150	70	145		11.8	11	0.60	1.2	210
YTX14-BS	12	6	3 7/16	5 3/4	150	87	145		10.1	5	0.69	1.4	200
YTX14L-BS	12	6	3 7/16	5 3/4	150	87	145		10.1	5	0.69	1.4	200
YTX15L-BS	13	6 7/8	3 7/16	5 1/8	175	87	130		11.0	4	0.69	1.3	230
YTX16-BS	14	6	3 7/16	6 3/8	150	87	161		12.6	4	0.78	1.4	230
YTX16-BS-1	14	6	3 7/16	6 3/8	150	87	161		12.6	1	0.78	1.4	230
YT19BL-BS	17.7	7 1/4	3 3/16	6 11/16	184	81	170		12.5	10	0.95	1.8	170
YTX20-BS	18	6 7/8	3 7/16	6 1/8	175	87	155		13.9	4	0.93	1.8	270
YTX20L-BS	18	6 7/8	3 7/16	6 1/8	175	87	155		13.9	4	0.93	1.8	270
YIX30L-BS	30	6 9/16	5	6 7/8	166	126	175		22.0	4	1.40	3.0	400
YIX30L-BS-PW**	30	6 9/16	5	7 9/16 [§]	166	126	192 [§]		22.0	4	1.40	3.0	400

* Available at Kawasaki dealers only
 ** Includes 17mm height spacer ^(§) for replacing YB30CL-B
 (°) Includes spacer

BATTERY SPECIFICATIONS

HIGH PERFORMANCE, CONVENTIONAL (Yumicron)

12 VOLT

Battery Type	Capacity Ah (10H-R)	Dimensions – Inches (± 1/16 in)			Dimensions – Millimeters (± 2 mm)			Assembly Figure (As Per Cover Polarity)	Approx Weight w/out Acid (lbs.)	Terminal Type (Refer to page 6)	Acid Volume (oz.)	Regular Charge Current (Amp)
		L	W	H	L	W	H					
YB2.5L-C	2.5	3 3/16	2 3/4	4 1/8	80	70	105		1.7	-	8.1	0.3
YB2.5L-C-1	2.5	3 3/16	2 3/4	4 1/8	80	70	105		1.7	-	8.1	0.3
YB3L-A	3	3 7/8	2 1/4	4 3/8	98	56	110		2.5	6	8.1	0.3
YB3L-B	3	3 7/8	2 1/4	4 3/8	98	56	110		2.5	6	8.1	0.3
YB4L-A	4	4 3/4	2 3/4	3 5/8	120	70	92		2.8	5	10.1	0.4
YB4L-B	4	4 3/4	2 3/4	3 5/8	120	70	92		2.8	5	10.1	0.4
YB5L-B	5	4 3/4	2 3/8	5 1/8	120	60	130		3.5	6	12.2	0.5
YB6L-B	6	5 1/2	2 7/8	3 17/18	138	72.5	100		3.5	6	12.2	0.5
YB7-A	8	5 5/16	3	5 1/4	135	75	133		5.1	6	20.3	0.8
YB7B-B	7	6	2 3/8	5 1/8	150	60	130		4.0	6	16.9	0.7
YB7C-A	8	5 1/8	3 9/16	4 1/2	130	90	114		5.1	1	20.3	0.8
YB7L-B	8	5 5/16	3	5 1/4	135	75	133		5.1	6	20.3	0.8
YB9A-A	9	5 5/16	3	6 1/8	135	75	155		5.3	6	20.3	0.9
YB9L-A2	9	5 5/16	3	5 1/2	135	75	139		5.3	2	20.3	0.9
YB9-B	9	5 5/16	3	5 1/2	135	75	139		5.3	6	20.3	0.9
YB9L-B	9	5 5/16	3	5 1/2	135	75	139		5.3	6	20.3	0.9
YB10A-A2	11	5 5/16	3 9/16	6 1/8	135	90	155		7.0	8	27.0	1.1
YB10L-A2	11	5 5/16	3 9/16	5 3/4	135	90	145		7.0	8	27.0	1.1
YB10L-B	11	5 5/16	3 9/16	5 3/4	135	90	145		7.0	6	27.0	1.1
YB10L-B2	11	5 5/16	3 9/16	5 3/4	135	90	145		7.0	8	27.0	1.1
YB12A-A	12	5 5/16	3 3/16	6 5/16	134	80	160		6.8	6	27.0	1.2
YB12A-A [▲]	12	5 5/16	3 3/16	6 5/16	134	80	160		6.8	6	27.0	1.2
YB12A-A ^{**}	12	5 5/16	3 3/16	6 5/16	134	80	160		6.8	6	27.0	1.2
YB12AL-A [Ⓚ]	12	5 5/16	3 3/16	6 5/16	134	80	160		6.8	6	25.4	1.2
YB12AL-A	12	5 5/16	3 3/16	6 5/16	134	80	160		6.8	6	25.4	1.2
YB12AL-A2 [*]	12	5 5/16	3 3/16	6 5/16	134	80	160		6.8	8	25.4	1.2
YB12A-B	12	5 5/16	3 3/16	6 5/16	134	80	160		6.8	6	25.4	1.2
YB12B-B2	12	6 5/16	3 9/16	5 1/8	160	90	130		7.1	8	27.0	1.2
YB12C-A	12	5 5/16	3 9/16	6 7/8	134	80	175		7.1	4	27.0	1.2
YB14-A2	14	5 5/16	3 1/2	6 9/16	134	89	166		7.6	8	30.4	1.4
YB14A-A1	14	5 5/16	3 1/2	6 15/16	134	89	176		7.9	6	30.4	1.4
YB14A-A2	14	5 5/16	3 1/2	6 15/16	134	89	176		7.9	8	30.4	1.4
YB14L-A1	14	5 5/16	3 1/2	6 9/16	134	89	166		7.6	1	30.4	1.4

* Includes terminal adaptor for converting to top mount.
 ** When ordering this battery, specify terminal adaptor.
 ▲ When ordering this battery, specify sensor.

Ⓚ Discontinued, use YB12AL-A2.

BATTERY SPECIFICATIONS

HIGH PERFORMANCE, CONVENTIONAL (Yumicron)

12 VOLT

Battery Type	Capacity Ah (10H-R)	Dimensions – Inches (± 1/16 in)			Dimensions – Millimeters (± 2 mm)			Assembly Figure (As Per Cover Polarity)	Approx Weight w/out Acid (lbs.)	Terminal Type (Refer to page 6)	Acid Volume (oz.)	Regular Charge Current (Amp)
		L	W	H	L	W	H					
YB14L-A2	14	5 5/16	3 1/2	6 9/16	134	89	166		7.6	8	30.4	1.4
YB14L-A2 ^{D5}	14	5 5/16	3 1/2	6 9/16	134	89	166		7.6	8	30.4	1.4
YB14L-B2	14	5 5/16	3 1/2	6 9/16	134	89	166		7.6	8	30.4	1.4
YB14-B2	14	5 5/16	3 1/2	6 9/16	134	89	166		7.6	8	30.4	1.4
SYB14L-A2 *	14	5 5/16	3 1/2	6 9/16	134	89	166		7.6	8	30.4	1.4
SYB14L-B2 ^{D1} *	14	5 5/16	3 1/2	6 9/16	134	89	166		7.6	8	30.4	1.4
YB16AL-A2	16	8 1/8	2 13/16	6 7/16	207	71.5	164		8.6	2	37.2	1.6
HYB16A-AB	16	6	3 5/8	7 1/16	151	91	180		8.5	7	30.4	1.6
YB16-B	19	6 7/8	4	6 1/8	175	100	155		10.5	6	40.6	1.9
YB16-B-CX	19	6 7/8	4	6 1/8	175	100	155		10.5	6	40.6	1.9
YB16HL-A-CX	19	6 7/8	4	6 1/8	175	100	155		10.5	6	40.6	1.9
YB16L-B	19	6 7/8	4	6 1/8	175	100	155		10.5	6	40.6	1.9
YB16B-A	16	6 5/16	3 9/16	6 3/8	160	90	161		8.4	4	33.8	1.6
YB16B-A1*	16	6 5/16	3 9/16	6 3/8	160	90	161		8.4	7	33.8	1.6
YB16C-B	19	6 7/8	4	6 7/8	175	100	175		10.1	5	40.6	1.9
YB16CL-B	19	6 7/8	4	6 7/8	175	100	175		10.1	5	40.6	1.9
SYB16L-B ^{D2} *	19	6 15/16	4	6 1/8	175	100	155		9.3	6	43.9	1.9
YB18-A	18	7 1/8	3 9/16	6 3/8	180	90	162		9.4	7	40.6	1.8
YB18L-A	18	7 1/8	3 9/16	6 3/8	180	90	162		9.4	7	40.6	1.8
Y50-N18A-A	20	8 1/8	3 9/16	6 15/16	205	90	176		11.2	7	50.7	2.0
Y50-N18L-A	20	8 1/8	3 9/16	6 3/8	205	90	162		11.2	7	44.0	2.0
Y50-N18L-A-CX	20	8 1/8	3 9/16	6 3/8	205	90	162		11.2	7	44.0	2.0
Y50-N18L-A3	20	8 1/8	3 9/16	6 3/8	205	90	162		11.2	4	44.0	2.0
SY50-N18L-AT *	20	8 1/8	3 9/16	6 3/8	205	90	162		11.2	7	44.0	2.0
Y60-N24-A ^{D4}	28	7 1/4	4 7/8	6 7/8	184	124	175		14.4	3	57.5	2.8
Y60-N24AL-B ^{D3}	28	7 1/4	4 7/8	6 7/8	184	124	175		14.4	3	57.5	2.8
YB30L-B	30	6 5/8	5 3/16	6 15/16	168	132	176		14.1	4	57.5	3.0
YB30CL-B	30	6 5/8	5 3/16	7 9/16	168	132	192.2		14.5	4	57.5	3.0
51814	19 ^{***}	7 7/16	3 1/4	6 7/8	186	82	171		9.4	10	33.8	1.9
51913	19 ^{***}	7 7/16	3 1/4	6 7/8	186	82	171		9.4	10	33.8	1.9
53030	30 ^{***}	7 7/16	5 1/8	6 7/8	186	130	171		16.1	10	54.1	3.0

^{D1} Discontinued, use YB14L-B2
^{D2} Discontinued, use YB16L-B
^{D3} Discontinued, use 53030
^{D4} Discontinued

^{D5} Discontinued, use SYB14L-A2 built in sensor
 ♦ This battery includes a sensor
 * Includes terminal adaptor for converting to side mount
 *** DIN Standard @ 20 hr. rate

BATTERY SPECIFICATIONS

CONVENTIONAL

6 VOLT

Battery Type	Capacity Ah (10H-R)	Dimensions – Inches (± 1/16 in)			Dimensions – Millimeters (± 2 mm)			Assembly Figure (As Per Cover Polarity)	Approx Weight w/out Acid (lbs.)	Terminal Type (Refer to page 6)	Acid Volume (oz.)	Regular Charge Current (Amp)
		L	W	H	L	W	H					
6N2-2A	2	2 3/4	1 7/8	3 3/4	70	47	96		1.0	-	3.4	0.2
6N2-2A-1 ^{D4}	2	2 3/4	1 7/8	3 3/4	70	47	96		1.0	-	3.4	0.2
6N2-2A-3	2	2 3/4	1 7/8	3 3/4	70	47	96		1.0	-	3.4	0.2
6N2-2A-4	2	2 3/4	1 7/8	3 3/4	70	47	96		1.0	-	3.4	0.2
6N2-2A-8	2	2 3/4	1 7/8	3 3/4	70	47	96		1.0	-	3.4	0.2
6N2A-2C	2	2 3/4	1 7/8	4 3/16	70	47	106		1.0	-	3.4	0.2
6N2A-2C-1 ^{**}	2	2 3/4	1 7/8	4 3/16	70	47	106		1.0	-	3.4	0.2
6N2A-2C-3	2	2 3/4	1 7/8	4 3/16	70	47	106		1.0	-	3.4	0.2
6N4-2A	4	2 13/16	2 13/16	3 3/4	71	71	96		1.3	-	6.8	0.4
6N4-2A-4	4	2 13/16	2 13/16	3 3/4	71	71	96		1.3	-	6.8	0.4
6N4-2A-5	4	2 13/16	2 13/16	3 3/4	71	71	96		1.3	-	6.8	0.4
6N4-2A-6	4	2 13/16	2 13/16	3 3/4	71	71	96		1.3	-	6.8	0.4
6N4-2A-8	4	2 13/16	2 13/16	3 3/4	71	71	96		1.3	-	6.8	0.4
6N4A-4D	4	2 3/8	2 1/4	5 1/8	61	57	131		1.7	-	6.8	0.4
6N4B-2A	4	4	1 7/8	3 3/4	102	48	96		1.7	-	6.8	0.4
6N4B-2A-3	4	4	1 7/8	3 3/4	102	48	96		1.7	-	6.8	0.4
6N4B-2A-5	4	4	1 7/8	3 3/4	102	48	96		1.7	-	6.8	0.4
6N4C-1B	4	2 13/16	2 13/16	4 1/8	71	71	105		1.4	-	6.8	0.4
6N5.5-1D	5.5	3 9/16	2 3/4	3 15/16	90	70	100		1.8	-	10.1	0.6
6N6-3B	6	3 7/8	2 1/4	4 3/8	99	57	111		2.0	6	10.1	0.6
6N6-3B-1	6	3 7/8	2 1/4	4 3/8	99	57	111		2.0	6	10.1	0.6
6N6-1D-2	6	3 7/8	2 1/4	4 3/8	99	57	111		2.0	-	10.1	0.6
6N11-2D	11	5 7/8	2 3/4	3 15/16	150	70	100		3.5	6	13.5	1.1
6N11A-1B	11	4 13/16	2 7/16	5 1/8	122	62	131		3.5	6	13.5	1.1
B54-6 ^{D4}	12	6 1/8	2 1/4	4 9/16	156	57	116		3.8	6	16.9	1.2
6N12A-2D	12	6 1/8	2 1/4	4 9/16	156	57	116		3.8	6	15.2	1.2
B38-6A	13	4 11/16	3 1/4	6 15/16	119	83	161		4.7	6	21.0	1.3
6YB8L-B ^{D4}	8	4 3/4	2 3/4	3 3/4	120	70	95		3.0	6	10.5	0.8
6YB11-2D ^{D4}	11	5 7/8	2 3/4	3 15/16	150	70	100		4.4	6	13.5	1.1

^{**} 6N2A-2C-1 replaces B60-6
^{D4} Discontinued

BATTERY SPECIFICATIONS

CONVENTIONAL

12 VOLT

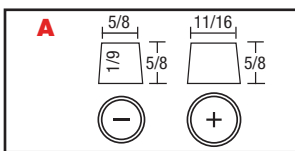
Battery Type	Capacity Ah (10H-R)	Dimensions – Inches (± 1/16 in)			Dimensions – Millimeters (± 2 mm)			Assembly Figure (As Per Cover Polarity)	Approx Weight w/out Acid (lbs.)	Terminal Type (Refer to page 6)	Acid Volume (oz.)	Regular Charge Current (Amp)
		L	W	H	L	W	H					
12N5-3B	5	4 3/4	2 3/8	5 1/8	120	60	130		3.1	6	13.5	0.5
12N5-4B	5	4 3/4	2 3/8	5 1/8	120	60	130		3.1	6	13.5	0.5
12N5.5-3B	5.5	5 5/16	2 3/8	5 1/8	135	60	130		4.3	6	13.5	0.6
12N5.5-4A	5.5	5 5/16	2 3/8	5 1/8	135	60	130		4.3	2	13.5	0.6
12N5.5A-3B	5.5	4 1/16	3 9/16	4 1/2	103	90	114		4.3	6	16.9	0.6
12N7-3B	7	5 5/16	3	5 1/4	135	75	133		4.9	6	16.9	0.7
12N7-4A	7	5 5/16	3	5 1/4	135	75	133		4.9	6	16.9	0.7
12N7-4B	7	5 5/16	3	5 1/4	135	75	133		4.9	6	16.9	0.7
12N7D-3B	7	5 5/16	3	5 15/16	135	75	150		4.9	6	20.3	0.7
12N9-3A	9	5 5/16	3	5 1/2	135	75	139		5.4	9	20.3	0.9
12N9-3A-1 ^{D6}	9	5 5/16	3	5 1/2	135	75	139		5.4	6	20.3	0.9
12N9-3B ^{D7}	9	5 5/16	3	5 1/2	135	75	139		5.4	6	20.3	0.9
12N9-4B-1	9	5 5/16	3	5 1/2	135	75	139		5.4	6	20.3	0.9
12N10-3A-2 ^{D8}	10	5 5/16	3 9/16	5 3/4	135	90	145		5.8	8	27.0	1.0
12N12A-4A-1	12	5 5/16	3 3/16	6 5/16	134	80	160		6.8	6	23.7	1.2
12N14-3A	14	5 5/16	3 1/2	6 9/16	134	89	166		7.5	8	27.0	1.4
12N24-3A ^{D4}	24	7 1/4	4 7/8	6 7/8	184	124	175		12.1	3	40.6	2.4
12N24-3	24	7 1/4	4 7/8	6 7/8	184	124	175		12.1	3	40.6	2.4
YHD-12H	29	8 1/8	5 1/4	6 1/2	206	133	165		13.3	9	67.6	2.8

^{D4} Discontinued
^{D6} Discontinued, use YB9L-A2

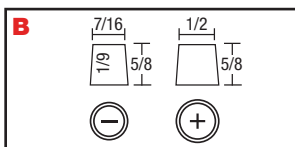
^{D7} Discontinued, use YB9L-B
^{D8} Discontinued, use YB10L-A2

TERMINALS & BATTERY LAYOUTS

TERMINALS (measurements in inches)

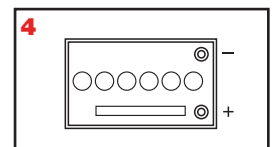
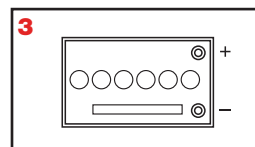
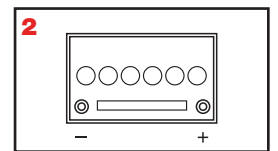
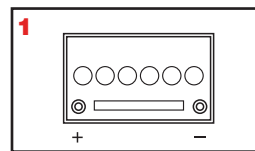


Standard Terminal



Small Terminal

BATTERY LAYOUTS



JAPANESE TRACTOR BATTERY SPECIFICATIONS

JIS Type	Reference Number	Plate / Cell	Capacity Ah ▲ (5 hr)	Capacity Ah ▲ (20 hr)	Cranking Performance ▲ (Amps 0 °F)	Reserve Capacity Minutes (80 °F)	Overall Dimensions (inches)			Shipping Weight Dry (lbs.)	Volume Of Acid (oz.)	Charging Current (Amp)	See Key	
							L	W	H				Terminal	Layout
*36B20L(S)	40B19L(S) NS40ZL(S)	9	28	35	275	52	7 3/4	5 1/16	8 15/16	17.9	84.6	3.5	A	2
46B24R	NS60	13	36	45	330	75	9 3/8	5 1/16	8 15/16	20.1	109.0	4.5	B	1
*46B24L(S)	NX60L(S)	13	36	45	330	75	9 3/8	5 1/16	8 15/16	20.1	109.5	4.5	A	2
36B20L	40B19L/NS40ZL	9	28	35	275	52	7 3/4	5 1/16	8 15/16	17.9	91.7	3.5	B	2
*55B24L(S) D4	NX100S6L(S)	13	36	45	410	70	9 3/8	5 1/16	8 15/16	21.3	109.3	4.5	A	2
95E41R	N100	17	80	100	475	200	16 3/8	6 15/16	9 3/8	38.1	233.1	10	A	1
115F51	N120	21	96	120	420	240	19 7/8	7 3/16	10 1/8	48.7	317.4	12.0	A	3
115F51L	N120L	21	96	120	420	240	19 7/8	7 3/16	10 1/8	48.7	317.4	12.0	A	4
145F51	NS150	25	120	150	760	296	19 7/8	7 3/16	10 1/8	56.2	370.3	14.0	A	3
145G51L	N150L	23	120	150	685	240	20 3/16	8 3/4	10 1/8	63.8	337.8	15	A	4

* (S) Signifies Standard Terminal
D4 Discontinued

▲ Figures based on JIS/SAE specifications and reference only

BATTERY UPGRADE CROSS REFERENCE

GYZ Series	AGM Factory Activated	AGM High Performance	AGM	Yumicron	Conventional
-	-	-	-	6YB11-2D	6N11-2D
-	YTZ5S	YTX4L-BS	YT4L-BS (Discontinued)	YB4L-A, YB4L-B	-
-	YTZ7S	YTX5L-BS	YT5L-BS (Discontinued)	-	-
-	-	-	-	YB5L-B	12N5-3B
-	-	-	-	YB7L-B	12N7-3B
-	-	-	-	YB7-A	12N7-4A
-	-	-	-	YB9-B	12N9-4B-1
-	-	-	-	YB9L-B	12N9-3B (Discontinued)
-	-	-	-	YB10L-A2	12N10-3A-2 (Discontinued)
-	-	-	-	YB12A-A	12N12A-4A-1
GYZ16H	YTX14H	YTX14H-BS	YTX14-BS	-	-
-	YTX14AH	YTX14AH-BS	-	YB14-A2, YB14-B2	-
-	YTX14AH 3,4	YTX14AH-BS 3,4	-	YB14A-A1, YB14A-A2	-
-	YTX14AHL	YTX14AHL-BS	-	YB14L-A2	12N14-3A
-	YTX14AHL	YTX14AHL-BS	-	YB14L-B2	-
GYZ16HL	YTX14L	YTX14L-BS	-	-	-
-	-	-	YT19BL-BS	51913, 51814	-
-	YTX20CH	YTX20CH-BS	YTX16-BS	-	-
GYZ20H 7	YTX20H 7, YTX20 2	YTX20H-BS 2	YTX20-BS 2	YB16-B, YB16-B-CX	-
GYZ20H	YTX20H, YTX20 2	YTX20H-BS 2	YTX20-BS 2	YB18-A	-
-	YTX20HL-PW 6	YTX20HL-BS-PW 6	-	YB16CL-B	-
GYZ20HL 7, GYZ20L	YTX20HL, YTX20L	YTX20HL-BS	YTX20L-BS	YB16HL-A-CX	-
GYZ20HL, GYZ20L	YTX20HL, YTX20L 2	YTX20HL-BS 2	YTX20L-BS 2	YB16L-B	-
GYZ20HL, GYZ20L	YTX20HL, YTX20L 2	YTX20HL-BS 2	YTX20L-BS 2	YB18L-A	-
GYZ20HL 9, GYZ20L	YTX20HL, YTX20L	YTX20HL-BS 2	YTX20L-BS	-	-
-	YTX24HL 3	YTX24HL-BS 3	-	Y50-N18L-A, Y50-N18L-A-CX	-
-	YTX24HL	YTX24HL-BS	-	Y50-N18-A3	-
-	YTX24HL 1,3	YTX24HL-BS 1,3	-	SY50-N18-AT	-
-	YIX20HL 9	YIX20HL-BS 9 > YTX20HL-BS	-	-	-
GYZ32HL	YIX30L 9	YIX30L-BS 9	-	YB30L-B	-
-	YIX30L-PW 5,9	YIX30L-BS-PW 5,9	-	YB30CLB	-
-	YIX30L 9	YIX30L-BS 9	-	53030	Y60-N24AL-B (Discontinued)

1 Eliminates need for sensor (needs to be disabled).

2 The YTX20 series batteries may be used as an optional upgrade, but some modification to the hold down may be necessary. See battery label for retrofit cautions.

3 Top and front terminal mounts only.

4 Includes 10mm height spacer.

5 Includes 17mm height spacer.

6 Includes 20mm height spacer for use in replacing YB16CL-B.

7 For Harley-Davidson Models only.

8 GYZ20HL has flush terminals, different than OEM battery on Honda GL1800.

9 Preferred cold climate performance.

CC	Model	Year	High Performance AGM	AGM	Yumicron	Conventional	CC	Model	Year	High Performance AGM	AGM	Yumicron	Conventional	
APRILIA														
1200	Dorsoduro, Caponord	'11-'16	GYZ16H	YTX14-BS	-	-	DB4		'98-'00	-	Not available	-	-	
1100	Tuono V4 1100, RR	'14-'16	-	YT12A-BS	-	-	Tesi		'91-'95	YTX14AH-BS*	-	YB14-A2	-	
1000	RSV4 R, Factory	'09-'15	YTZ10S	-	-	-	BMW							
	ETV Caponord	'02-'03	GYZ16H	YTX14-BS	-	-	1600	K1600GT, GTL	'11-'17	-	YT19BL-BS	51913	-	
	RST Futura	'01-'04	-	YTX12-BS	-	-	1300	K1300GT	'09-'11	-	YT19BL-BS	51913	-	
	RSV 1000, Mille SP	'99	-	YTX12-BS	-	-		K1300R, S	'09-'16	GYZ16H	YTX14-BS	-	-	
	RSV 1000 R, Factory	'04-'11	-	YTX12-BS	-	-	1200	K1200R, S	'05-'09	GYZ16H	YTX14-BS	-	-	
	RSV 1000, Mille R	'01-'05	-	YTX12-BS	-	-		R1200S, R	'05-'16	GYZ16H	YTX14-BS	-	-	
	RSV 1000, Mille	'01-'09	-	YTX12-BS	-	-		R1200GS	'05-'13	GYZ16H	YTX14-BS	-	-	
	RSV 1000, Mille	'00	-	YTX12-BS	-	-		R1200GS	'13-'17	YTZ14S	-	-	-	
	Tuono 1000 R, Factory	'03-'11	-	YTX12-BS	-	-		R1200GS Adventure	'09-'17	YTZ14S	-	-	-	
	Tuono V4R	'11-'13	YTZ10S	-	-	-		R1200RS	'14-'17	GYZ16H	YTX14-BS	-	-	
	SL Falco	'01-'03	GYZ16H	YTX14-BS	-	-		K1200LT, GT	'05-'09	-	YT19BL-BS	51913	-	
900	Dorsoduro	'17	-	YTX14-BS	-	-		R1200RT	'05-'13	-	YT19BL-BS	51913	-	
	Shiver	'17	-	YTX14-BS	-	-		K1200LT, GT, RS, S	'99-'05	-	YT19BL-BS	51913	-	
850	Mana 850, GT	'09-'13	GYZ16H	YTX14-BS	-	-		K1200RS	'97-'05	-	YT19BL-BS	51913	-	
750	Shiver	'09-'16	GYZ16H	YTX14-BS	-	-		R1200C	'98-'05	-	YT19BL-BS	51913	-	
	Dorsoduro	'09-'16	GYZ16H	YTX14-BS	-	-		HP2 Sport / Megamoto	'-11	GYZ16H	YTX14-BS	-	-	
650	Pegaso	'00	-	-	YB12AL-A2	-	1170	R nine T	'14-'16	GYZ16H	YTX14-BS	-	-	
	Pegaso Strada, Factory, Trail	'09-'12	-	YTX12-BS	-	-		R nine T Scrambler		GYZ16H	-	-	-	
550	RXV550	'-10	-	YTX7A-BS	-	-	1150	R1150GS, R	'00-'05	-	YT19BL-BS	51913	-	
	SVX550	'-10	-	YTX7A-BS	-	-		R1150R, RS, RT	'01-'06	-	YT19BL-BS	51913	-	
500	Scarabeo	'04-'05	YTX14AHL-BS	-	-	-	1100	K1100LT/RS	'90-'95	-	YT19BL-BS	51913	-	
	Atlantic	'03-'05	YTX14AHL-BS	-	-	-		R1100GS	'94-'00	-	YT19BL-BS	51913	-	
450	RXV450	'-10	-	YTX7A-BS	-	-		R1100R	'94-'00	-	YT19BL-BS	51913	-	
	SVX450	'-10	-	YTX7A-BS	-	-		R1100RS, RT	'93-'00	-	YT19BL-BS	51913	-	
250	RS250	'00-'04	-	-	YB4L-B	-		R1100S, ABS	'98-'05	-	YT19BL-BS	51913	-	
200	Atlantic	'04-'05	-	-	YB12AL-A2	-	1000	All "K" Models	'83-'93	YIX30L-BS*	-	53030	-	
150	Scarabeo	'00-'04	-	-	YB12AL-A2	-		R100/7	'76-'84	YIX30L-BS*	-	53030	-	
	Mojito	'04-'05	-	YTX7L-BS	-	-		R100GS, PD, R, RS, RT	'87-'95	YIX30L-BS*	-	53030	-	
125	RS125	'-11	-	-	YB9-B	-		R100CS	'76-'84	YIX30L-BS*	-	53030	-	
	RS4 125	'11-'13	-	YTX7L-BS	-	-		HP4 (w/ alarm system)	'13-'14	YTZ10S	-	-	-	
50	RS50	'00-'05	-	-	YB4L-B	-		HP4 (w/o alarm system)	'13-'14	YTZ7S	-	-	-	
	RS4 50	'11-'13	YTZ7S*	YTX5L-BS	-	-		S1000R	'14-'17	YTZ10S	-	-	-	
	SR50	'00-'01	-	-	YB4L-B	-		S1000RR	'09-'13	YTZ10S	-	-	-	
	SR50 Ditech	'01-'05	YTZ7S*	YTX5L-BS	-	-		S1000RR DWA	'09-'11	YTZ12S	-	-	-	
	Scarabeo 50	'00-'03	-	-	YB4L-B	-		S1000RR	'14-'16	YTZ7S	-	-	-	
	Mojito	'04-'05	-	-	YB4L-B	-		S1000RR DWA	'14-'16	YTZ10S	-	-	-	
	Rally	'04-'05	-	-	YB4L-B	-		S1000XR	'16-'17	-	YTX9-BS	-	-	
								S1000XR DWA	'16	YTZ10S	-	-	-	
ATK														
	All Electric Start Models	'91-'95	-	YTX9-BS	-	-	900	R90/6, R90S	'69-'76	YIX30L-BS*	-	53030	-	
	All Electric Start Models	'96-'01	-	YTX7L-BS	-	-	850	R850R	'95-'97	-	YT19BL-BS	51913	-	
BENELLI														
900	900 (6 Cilindri)		-	YIX30L-BS*	53030	-	800	F800ST, GS, GT, R, ADV	'08-'16	GYZ16H	YTX14-BS	-	-	
650	650 Tornado U.T.		-	-	YB12A-A	12N12A4A-1		F800GT (auxiliary battery)	'13-'16	YTZ14S	YTX14-BS	-	-	
250	250 (4 Cilindri)		-	-	YB12A-A	-		R80, R80RT	'84-'95	YIX30L-BS*	-	53030	-	
	250-2C		-	-	-	6N11A-1B		R80GS, R80ST	'80-'96	-	YT19BL-BS	51814	-	
125	125 Cross		-	-	-	6N11A-1B		R80/7, R80RT	'78-'84	YIX30L-BS*	-	53030	-	
	125 Custom Guzzi		-	-	-	12N5.5-4A			'85-'95	YIX30L-BS*	-	53030	-	
	125 Guzzi		-	-	-	12N5.5-4A		750	K75, RT	'85-'86	-	YT19BL-BS	51814	-
	125 Jarno (c/av.)		-	-	YB9-B*	12N9-4B-1		K75	'87-'92	-	-	52515*	-	
	125 Scooter Benelli		-	-	YB9L-B*	12N9-3B		K75	'93-'95	-	YT19BL-BS	51913	-	
	125-2 CSE		-	-	-	6N11A-1B		K75C	'85-'86	-	YT19BL-BS	51814	-	
	125CS		-	-	YB9-B*	12N9-4B-1		K75C	'87-'93	-	-	52515*	-	
	125T Sport		-	-	-	6N11A-1B		K75C	'85-'95	-	YT19BL-BS	51814	-	
50	Devil 50 (c/av.)		-	-	YB4L-B	-		K75RT	'92-'96	-	YT19BL-BS	51913	-	
	KBX 50 Race		-	-	YB4L-B	-		K75S	'85-'86	-	YT19BL-BS	51814	-	
	Scooty LX/DLX		-	-	YB4L-B	-		K75S	'87-'92	-	-	52515*	-	
								R75/5	'70-'73	-	YT19BL-BS	51814	-	
								R75/7	'76-'84	YIX30L-BS*	-	53030	-	
								R75/6	'69-'76	YIX30L-BS*	-	53030	-	
BIG DOG														
	All Models	All Years	YTX20HL	-	-	-	700	R69 - R69S	'55-'69	-	-	-	B38-6A	
								F700GS	'11-'16	GYZ16H	YTX14-BS	-	-	
								F700GS (auxiliary battery)	'11-'16	-	YTZ14S	-	-	
								F650GS	'93-'16	-	-	YB12AL-A2	-	
								F650GS	'08-'12	YTX14H-BS*	YTX14-BS	-	-	
								R65	'84-'95	YIX30L-BS*	-	53030	-	
								R65LS	'78-'84	-	YT19BL-BS	51814	-	
								600	R60, R60/2 Twin Cylinders	'55-'69	-	-	B38-6A	
								R60/5	'70-'73	-	YT19BL-BS	51814	-	
								R60/6, R60/7	'69-'84	YIX30L-BS*	-	53030	-	
								500	R50/2 Twin Cylinders	'55-'69	-	-	B38-6A	
								R50/5	'70-'73	-	YT19BL-BS	51814	-	
								R50/S Twin Cylinders	'55-'69	-	-	B38-6A	-	
								450	G450	'09-'11	YTZ7S	-	-	
								310	G 310 R	'16	-	YTX9-BS	-	-
								260	R26, R27 Single Cylinder	'55-'69	-	-	-	6N11A-1B

* See Battery Cross Reference Chart on page 14

FA Must use factory activated battery

* 52515 not available in USA

MOTORCYCLE APPLICATIONS

MOTORCYCLE

CC	Model	Year	High Performance AGM	AGM	Yumicron	Conventional	CC	Model	Year	High Performance AGM	AGM	Yumicron	Conventional
R 26			-	-	-	B38-6A	1098	1098	'07-'09	-	YT12B-BS	-	-
BRP (CAN-AM)							1098	1098	'07	GY216H	YT14-BS	-	-
1330	Spyder (RT, F3)	'14-'18	YTX24HL	-	-	-	Various All other models						
998	Spyder (RS)	'08-'16	YTX24HL	-	-	-	1000	Desmosedici RR	'08-'09	-	YT12B-BS	-	-
BSA							1000	GT1000, Touring, Sport 1100S	'09	-	YT12B-BS	-	-
250, 350, 400, 441, 500 (12V)			-	-	YB7-A*	12N7-4A	998	Monster S2R	'05-'07	-	YT12B-BS	-	-
600, 650, 750 (12V)			-	-	YB7-A*	12N7-4A	996	998, 999	'02-'07	-	YT12B-BS	-	-
250, 350, 650 (6V)			-	-	-	B39-6	996	996, S, SPS	'99-'00	-	-	YB16A-A2	-
500 Gold Star			-	-	-	B38-6A	994	Support Touring 2 (ST2)	'97-'00	-	-	YB16A-A2	-
Rocket 750, Thunderbolt			-	-	YB9L-B*	12N9-3B	959	959 Panigale	'16	-	YT7B-BS	-	-
Spitfire HK35, Starfire B25			-	-	YB9L-B*	12N9-3B	939	Hypermotard	'16	-	YT12B-BS	-	-
BUELL							916	Hyperstrada	'16	-	YT12B-BS	-	-
1200	X1 Lightning	'99-'02	YTX20HL*FA	YTX20L*FA	-	-	916	916 Bipoposto, Senna, Strada	'94-'98	-	-	YB16A-A2	-
S1 Lightning		'96-'99	YTX14H-BS**	YTX14-BS***	-	-	907	I.E., SP, SP S	'94-'98	-	-	YB16A-A2	-
S3, S3T Thunderbolt		'97-'02	YTX20HL-BS*	YTX20L-BS	-	-	906	ST4	'99-'00	-	-	YB16A-A2	-
M2 Cyclone		'97-'02	YTX20HL-BS*	YTX20L-BS	-	-	900	I.E. Paso	'90-'94	YTX20H-BS*	YTX20-BS*	YB16-B	-
S2, S2T Thunderbolt		'94-'96	YTX20H-BS*	YTX20-BS*	YB16-B-CX	-	900	Paso	'90-'92	YTX20H-BS*	YTX20-BS*	YB16-B	-
RR1200		'88-'90	YTX20H-BS*	YTX20-BS*	YB16-B-CX	-	900	Monster	'94-'00	-	-	YB16A-A2	-
RS1200		'89-'93	YTX20H-BS*	YTX20-BS*	YB16-B-CX	-	888	SS Kick-Starter	'81	-	-	YB12A-A	-
RSS1200		'91-'93	YTX20H-BS*	YTX20-BS*	YB16-B-CX	-	860	SS Replica	'81	-	-	YB12A-A	-
XB12R Firebolt		'04-'10	YTX14H*FA	YTX14*FA	-	-	860	SS Supersport, Replica	'82-	YTX14AHL-BS*	-	SYB14L-A2	-
XB12Ss, Scg, Lightning		'04-'10	YTX14H*FA	YTX14*FA	-	-	851	SS	'89-'00	-	Not available	-	-
XB12X, XT Ulysses		'06-'10	YTX14H*FA	YTX14*FA	-	-	851	SL	'92-'96	-	-	YB16A-A2	-
1125	1125R, 1125CR	'08-'10	-	YTX14L*FA	-	-	888	Supersport FE	'97-'98	-	-	YB16A-A2	-
	Buell Racing 1125RR	'09	YTZ7S	-	-	-	860	SP SP II, SP IV, SP V	'90-'95	-	-	YB16A-A2	-
1000	RR1000	'87	YTX20H-BS*	YTX20-BS*	YB16-B-CX	-	860	GT, GTS	-	-	YX30L-BS*	53030	-
984	XB9R Firebolt, XB9SX Lightning	'02-'10	YTX14H*FA	YTX14*FA	-	-	851	Kick-Start	-	-	-	YB12A-A	-
500	Blast	'00-'09	YTX14H-BS*	YTX14-BS	-	-	848	851 Superbike	'90-'91	-	-	YB16A-A2	-
CAGIVA							848	S Superbike	'91-'92	-	-	YB16A-A2	-
900	Elefant E900		-	-	YB16B-A1	-	848	848, Corse SE	'08-'13	-	YT12B-BS	-	-
750	Elefant	'94-'97	YTX20H-BS*	YTX20-BS*	YB16-B-CX	-	821	Street Fighter	'13	-	YT12B-BS	-	-
500	Elefant Bifaro	'89	YTX14AHL-BS*	-	SYB14L-A2	-	803	Monster	'14-'16	-	YT12B-BS	-	-
500	T4 E Elefant	'88-	YTX14AHL-BS*	-	SYB14L-A2	-	796	Scrambler	'15-'16	-	YT12B-BS	-	-
350	Elefant 2 Cyl.	'86-	YTX14AHL-BS*	-	SYB14L-A2	-	796	Hypermotard	'10-'13	-	YT12B-BS	-	-
500	T4 E Elefant, W12	'87-	YTX14AHL-BS*	-	SYB14L-A2	-	796	Monster 796	'10-'13	-	YT12B-BS	-	-
125	T4R	'87-	-	-	YB3L-A	-	750	F1, Montjuich, Paso	'87-'90	YTX14AHL-BS*	-	SYB14L-A2	-
125	Crouser	'87-'88	-	-	YB9-B	-	750	GT, Luguna Seca	-	YX30L-BS*	-	53030	-
125	Freccia C9, /C10R, /C12R	'87-'90	-	-	YB9-B	-	750	Indiana	-	YTX14AHL-BS*	-	SYB14L-A2	-
125	Mito	'90-'97	-	-	YB9-B	-	750	Monster	'97-'00	-	Not available	-	-
125	N 90	'97	-	-	YB9-B	-	750	Sport	'89-'90	-	-	YB16A-A2	-
125	Roadster	'94-'97	-	-	YB9-B	-	750	SS Supersport Kick-Str.	-	-	-	YB12A-A	-
125	Supercity	'91-'97	-	-	YB9-B	-	750	SS	'90-'00	-	-	YB16A-A2	-
50	City, Lucky, Explorer	'94-'97	-	YTX4L-BS	-	-	748	748 Strada Bipoposto, SP, SPS	'97-'00	-	-	YB16A-A2	-
50	K3, W4	'98	-	-	YB4L-B	-	696	Monster 696	'08-'13	-	YT12B-BS	-	-
CANNONDALE							650	Alazzurra, Indiana, Pantah	-	YTX14AHL-BS*	-	SYB14L-A2	-
440	C440, E440, S440, X440, X440S	'02-'03	YTZ7S	-	-	-	600	Pantah	-	YTX14AHL-BS*	-	SYB14L-A2	-
	EX400, MX400, XC400	'00-'01	YTZ7S*	YTX5L-BS	-	-	600	TL	-	YTX14AHL-BS*	-	SYB14L-A2	-
CCM							500	GT, GTV	-	YTX24HL-BS*	-	Y50-N18L-A	-
600	All Electric Start Models	'96-'01	-	YTX9-BS	-	-	500	Pantah	-	YTX14AHL-BS	-	-	-
DERBI							500	Sport	-	YTX24HL-BS*	-	Y50-N18L-A	-
	All Models		-	-	YB4L-B	-	399	Scrambler Sixty2	'16	-	YT12B-BS	-	-
DUCATI							EXCELSIOR-HENDERSON						
1299	Superbike 1299 Panigale, S	'15-'16	-	YT7B-BS	-	-	1386 (85)	Super X	'99-'00	YTX20HL-BS*	YTX20L-BS	-	-
1262	Diavel, S	'16	-	YT12B-BS	-	-	GAS GAS						
1200	Multistrada	'10-'16	-	YT12B-BS	-	-	450	FSR450	'08	YTZ7S	-	-	-
1199	1199, Panigale, (S)	'11-'14	-	YT12B-BS	-	-	370	Pampera	'97	-	YTX4L-BS	-	-
1198	1198, MY08, SP, R	'09-'11	-	YT12B-BS	-	-	320	Pampera	'98-'01	-	YTX4L-BS	-	-
1198	Diavel	'11-'16	-	YT12B-BS	-	-	250	Pampera	'96-'01	-	YTX4L-BS	-	-
1100	1198 Panigale R	'16	-	Not available	-	-	GILERA						
1100	Monster 1100	'09-'13	-	YT12B-BS	-	-	600	Nordvest	'93	YTX14AHL-BS*	-	-	-
	Multistrada	'07-'09	-	YT12B-BS	-	-	600	RC 600C	'93	YTX14AHL-BS*	-	-	-
	Hypermotard	'07-'13	-	YT12B-BS	-	-		Top Rally, XRT	-	YTX14AHL-BS*	-	-	-
	Street Fighter, S	'09-'12	-	YT12B-BS	-	-	500	Dakota Kick-Start	-	-	-	-	12N5.5-3B
Footnote							500	Dakota E-Starter	-	-	-	YB10L-A2	-
** Must use adapter kit available from Buell							350	Dakota Kick-Start	-	-	-	-	12N5.5-3B
* See Battery Cross Reference Chart on page 14							350	Dakota E-Starter	-	-	-	YB10L-A2	-
FA Must use factory activated battery							250	Dakota E-Starter	-	-	-	-	12N5.5-3B
								ER Kick-Start	-	-	-	-	-
								ER E-Starter	-	-	-	YB10L-A2	-
								XRT	-	YTX14AHL-BS*	-	-	-
								Arizona Rally	-	-	-	YB10L-B	-

CC	Model	Year	High Performance AGM	AGM	Yumicon	Conventional	CC	Model	Year	High Performance AGM	AGM	Yumicon	Conventional
HONDA							HUSQVARNA						
160	CL160 Scrambler	'66-'68	-	-	YB9-B*	12N9-4B-1	900	NUDA900	'13	YTX14H-BS	YTX14-BS	-	-
150	CRF150F, R	'06-'17	YTZ7S*	YTX5L-BS	-	-	580	TE610E, SM610S	'00-'01	YTX14H-BS*	YTX14-BS	-	-
125	CB125S	'81-'82	-	-	-	6N6-3B-1	511	TE, TXC	'11	YTZ7S	-	-	-
	CB125S	'73-'80	-	-	-	6N6-3B	510	TC, TXC, TE, SMR	'10	YTZ7S	-	-	-
	CL125A Scrambler (Twin)	'67-'69	-	-	-	B54-6 [†]	501	FE	'14-'17	YTZ7S*	YTX5L-BS	-	-
	CL125S Scrambler	'73-'75	-	-	-	6N4C-1B	450	FC	'14-'17	YTZ5S*	YTX4L-BS	-	-
	CRF125F	'14-'16	YTZ5S*	YTX4L-BS	-	-		FE	'14-'17	YTZ7S*	YTX5L-BS	-	-
	CT125 Trail	'77	-	-	-	6N4C-1B		TC, TXC, TE, SMR	'10	YTZ7S	-	-	-
	MSX125 Grom	'14-'17	YTZ5S	-	-	-	449	TE	'11	YTZ7S	-	-	-
	MT125 Elsinore	'74-'76	-	-	-	6N6-3B	400	TE410E	'00-'01	YTX14H-BS*	YTX14-BS	-	-
	NX125	'88-'90	YTZ8V*	YTX7L-BS	-	-	350	FC	'14-'17	YTZ5S*	YTX4L-BS	-	-
	SL125 Motosport	'71-'73	-	-	-	6N6-3B		FE	'14-'17	YTZ7S*	YTX5L-BS	-	-
	SS125A Super Sport	'67-'69	-	-	-	B54-6 [†]	310	TC, TXC, TE, SMR	'10	YTZ7S	-	-	-
	XL125	'74-'78	-	-	-	6N4C-1B	300	TE	'14-'17	YTZ7S*	YTX5L-BS	-	-
	XL125S	'79-'84	-	-	-	6N4-2A-4	250	FC	'14-'17	YTZ5S*	YTX4L-BS	-	-
	XL125S	'85	-	-	YB2.5L-C	-		FE	'14-'17	YTZ7S*	YTX5L-BS	-	-
110	CRF110F	'13-'16	YTZ5S*	YTX4L-BS	-	-		TE	'02-'17	YTZ7S	-	-	-
	CT110 Trail	'86	-	-	-	6N4-2A-4		TXC	'08-'12	YTZ7S	-	-	-
	CT110 Trail	'80-'84	-	-	-	6N4-2A-8							
	C110	'09-'10	YTZ7S	-	-	-							
100	CB100 Super Sport	'70-'72	-	-	-	6N6-3B	700	ST7	'10-'13	-	YT14B-BS	-	-
	CL100, S Scrambler	'70-'73	-	-	-	6N6-3B	650	GT650, R, S	'09-'16	YTX14H-BS*	YTX14-BS	-	-
	SL100 Motosport	'70-'73	-	-	-	6N6-3B		GV650, SE	'09-'13	-	YT14B-BS	-	-
	XL100	'77-'78	-	-	-	6N4C-1B	250	GT250, R	'09-'16	YTX14H-BS*	YTX14-BS	-	-
	XL100	'74-'76	-	-	-	6N6-3B		GV250	'09-'16	-	YTX9-BS	-	-
	XL100S	'83-'85	-	-	-	6N4-2A-4							
	XL100S	'81-'82	-	-	-	6N4C-1B							
	XL100S	'79-'80	-	-	-	6N4-2A-4							
90	CA200 Honda 90 (C200 Touring 90)	'63-'66	-	-	-	6N6-1D	1819 (111)	Chief Classic, Chief Vintage, Chieftan, Roadmaster	'14-'18	YTX20HL	-	-	-
	CL90, L 5HP Scrambler	'67-'70	-	-	-	6N5.5-1D		Chief Dark Horse, Springfield	'16-'18	YTX20HL	-	-	-
	CM91 Honda 90 (C90M)	'66-'69	-	-	-	6N6-1D	1720 (105)	Chief Classic, Vintage, Dark Horse	'12-'13	YTX24HL	-	-	-
	CT200 Trail 90	'64-'66	-	-	-	6N5.5-1D		Chief (all models)	'09-'11	YTX20H-BS	-	-	-
	CT90 Trail	'66-'79	-	-	-	6N5.5-1D	1638 (100)	Chief	'02-'03	YTX24HL-BS	-	-	-
	EZ90 Cub	'91-'96	-	YTX5L-BS	-	-	1442 (88)	Scout, Spirit	'02-'03	YTX20H-BS*	YTX20-BS	-	-
	S90 Super (CS90)	'64-'69	-	-	-	6N6-1B		All Models	'99-'01	YTX20H-BS*	YTX20-BS	-	-
	SL90 Motosport	'69	-	-	-	6N5.5-1D	1133 (69)	Scout	'15-'18	YTX14AH	-	-	-
	ST90 Trail Sport	'73-'75	-	-	-	6N5.5-1D	999 (61)	Scout Sixty	'16-'18	YTX14AH	-	-	-
80	XL80S	'83-'85	-	-	-	6N4-2A-8							
	XL80S	'80-'82	-	-	-	6N4C-1B							
75	XL75	'77-'79	-	-	-	6N4C-1B							
70	C70 Passport	'82-'83	-	-	YB5L-B	-							
	C70 Passport	'80-'81	-	-	6YB11-2D*	6N11-2D							
	C70M Honda	'70-'73	-	-	6YB11-2D*	6N11-2D							
	CL70 Scrambler	'69-'73	-	-	-	6N5.5-1D-1 [†]							
	CT70	'91-'94	-	YTX4L-BS	-	-							
	CT70 Trail	'80-'82	-	-	-	6N4-2A-6	2000	VN2000-A Vulcan	'04-'12	YTX20CH-BS*	-	-	-
	CT70 Trail	'74-'79	-	-	-	6N4C-1B	1700	VN1700 Voyager, Nomad, Vaquero	'09-'17	YTX20CH-BS*	-	-	-
	CT70 Trail, 70H	'69-'71	-	-	-	6N2A-2C	1600	VN1600-A Vulcan Classic, D, Nomad	'03-'09	YTX20CH-BS*	-	-	-
	CT70, 70H	'72-'73	-	-	-	6N2A-2C-3		VN1600-B Vulcan Mean Streak	'04-'09	YTX20CH-BS*	-	-	-
	SL70 Motosport	'73	-	-	-	6N2A-2C-3	1500	VN1500 Vulcan 88, SE	'87-'98	YTX24HL-BS*	-	Y50-N18L-A-CX*	-
	SL70 Motosport	'71-'72	-	-	-	6N2A-2C		VN1500-C Vulcan L	'96-'97	YTX24HL-BS*	-	Y50-N18L-A-CX*	-
	XL70	'74-'76	-	-	-	6N4C-1B		VN1500-G, J, L, R Vulcan Nomad, Drifter	'99-'05	YTX20CH-BS*	-	-	-
65	S65 Sport (CS65)	'65-'69	-	-	-	6N2-2A		VN1500-D, E, N Vulcan Classic	'96-'09	YTX20CH-BS*	-	-	-
55	C, CA105T Trail	'62-'65	-	-	-	6N2-2A		VN1500-P Vulcan Mean Streak	'02-'03	YTX20CH-BS*	-	-	-
50	C110, CA110	'59-'69	-	-	-	6N2-2A	1400	Ninja ZX-14, R, ABS	'06-'17	YTX14H-BS*	YTX14-BS	-	-
	MBS	'82	-	-	YB2.5L-C	-		ZG1400 Concours, ABS	'08-'17	GVZ16H	YTX14-BS	-	-
	NA50 Express II	'80-'81	-	-	-	6N4-2A-6	1300	KZ1300 Touring	'79-'82	YTX24HL-BS*	-	Y50-N18L-A-CX*	-
	NA50 Express II	'79	-	-	-	6N2-2A		ZN1300-A Voyager	'83-'88	-	-	-	12N24-3
	NC50 Express	'80-'83	-	-	-	6N4-2A-6	1200	1200 ZG1200 Voyager XII	'86-'03	YTX24HL-BS*	-	SY50-N18L-AT	-
	NC50 Express	'78-'79	-	-	-	6N2-2A		ZRX1200R	'01-'05	GVZ16H	YTX14-BS	-	-
	NC50 Express	'77	-	-	-	6N2A-2C-3		ZRX1200 DAEG	'09-'13	-	YTX12-BS	-	-
	NS50F	'90	-	-	YB3L-A	-		Ninja ZX-12R	'00-'05	GVZ16H	YTX14-BS	-	-
	NU50 Urban Express	'82-'83	-	-	YB2.5L-C-1	-		ZR1200	'02-'05	GVZ16H	YTX14-BS	-	-
	NU50M Urban Express Deluxe	'82-'83	-	-	YB4L-B	-		KZ1100-A, LTD	'81-'83	YTX20HL-BS*	YTX20L-BS*	YB18L-A	-
	NX50M Express SR	'81-'82	-	-	YB4L-B	-		KZ1100-B GP	'82	-	-	YB16L-B	-
	Z50A (K1)	'69-'70	-	-	-	6N2A-2C-1		KZ1100-B GP	'81	YTX20HL-BS*	YTX20L-BS*	YB16L-B	-
	ZB50	'88	-	YTX4L-BS	-	-		ZN1100-B LTD	'84-'85	YTX14AH-BS*	-	SYB14L-A2	-
								ZR1100	'92-'95	YTX20CH-BS*	YTX16-BS	-	-
								ZRX1100	'99-'00	GVZ16H	YTX14-BS	-	-
								ZX1100-A GPz	'83-'84	-	-	YB16L-B	-
								ZX1100-C Ninja ZX-11	'90-'93	YTX14AH-BS*	-	SYB14L-A2	-
								ZX1100-D Ninja ZX-11 (CN)	'93-'94	GVZ16H	YTX14-BS	-	-
								ZX1100-D Ninja ZX-11	'95-'01	GVZ16H	YTX14-BS	-	-
HUSABERG													
	All Electric Start Models	'13	YTZ7S*	YTX5L-BS	-	-							
	All Electric Start Models	'04-'12	YTZ7S	-	-	-							
	All Electric Start Models	'97-'03	-	YTX9-BS	-	-							

* See Battery Cross Reference Chart on page 14
[†] Use modified 6N5.5-1D

^{FA} Must use factory activated battery

CC	Model	Year	High Performance AGM	AGM	Yumicron	Conventional	CC	Model	Year	High Performance AGM	AGM	Yumicron	Conventional
G5 Series		'74-'75	-	-	-	6N4-2A-5	Eldorado	'16	YTX20CH-BS	-	-	-	-
G5 Series		'72-'73	-	-	Not available	-	1200 Norge	'09-'16	YTX20CH-BS	-	-	-	-
KE100-A		'79-'81	-	-	-	6N6-1D-2	Sport, ABS	'09-'10	YTX20CH-BS	-	-	-	-
KE100-A		'76-'78	-	-	-	6N4-2A-5	Breva 1200	'09-'10	YTX20CH-BS	-	-	-	-
KE100-B		'82-'01	-	-	-	6N6-1D-2	Stelvio	'09-'16	YTX20CH-BS	-	-	-	-
KH100-B		'76-'77	-	-	-	6N4-2A-5	1200 Sport	'09-'13	YTX20CH-BS	-	-	-	-
KM100-A		'79-'81	-	-	-	6N6-1D-2	GRISO V8	'13-'16	YTX20CH-BS	-	-	-	-
KM100-A		'76-'78	-	-	-	6N4-2A-5	1100 California	'03-'05	-	YTX15L-BS	-	-	-
KV100-A		'76	-	-	-	6N4-2A-5	California, Special, Jackal, Breva, Griso	'05-'13	YTX20CH-BS	-	-	-	-
90 G3SS Series		'73-'74	-	-	-	6N4-2A-5	Stone, EV	'94-'05	YIX30L-BS*	-	53030	-	-
G3SS Series		'69-'72	-	-	-	6N4-2A-3**	Quota 1100 ES	'99-'02	-	YTX15L ^{FA}	-	-	-
G3TR Series		'69-'70	-	-	-	6N4-2A-3**	Sport 1100i	'97-'99	-	YTX15L-BS	-	-	-
MC1 Series		'73-'75	-	-	-	6N4-2A-5	V11 Bassa	'99-'00	YIX30L-BS*	-	53030	-	-
							V11 EV	'98-'99	YIX30L-BS*	-	53030	-	-
							V11 Le Mans, Sport	'99-'05	-	YTX15L ^{FA}	-	-	-

KTM

1290 Super Duke, R	'14-'16	YTX14H-BS*	YTX14-BS	-	-
Super Adventure	'14-'16	YTZ14S	-	-	-
1190 RC8	'09-'16	YTZ14S	-	-	-
Adventure	'13	YTZ14S	-	-	-
990 Super Duke	'03-'13	YTZ14S	-	-	-
Supermoto, SM R	'09-'13	YTZ14S	-	-	-
Adventure	'03-'13	YTZ14S	-	-	-
950 Superenduro	'09-'11	YTZ14S	-	-	-
690 Duke	'09-'12	YTZ10S	-	-	-
Duke	'13-'16	-	YTX9-BS	-	-
Supermoto, SM R	'09-'13	YTZ10S	-	-	-
Enduro R	'09-'13	YTZ10S	-	-	-
640 Adventurer, Duke, RXC LC4 Super Moto	'99-'02	-	YTX9-BS	-	-
Duke II, LC4, Adventure	'03-'08	YTZ10S	-	-	-
625 SMC, SXC	'03-'09	YTZ10S	-	-	-
620 Adventure, Duke, LC4	'96-'98	-	YTX9-BS	-	-
530 EXC, Racing	'03-'05	YTZ5S	-	-	-
EXC, Racing	'05-'12	YTZ7S*	YTX5L-BS	-	-
XC-W	'09-'12	YTZ7S*	YTX5L-BS	-	-
525 EXC Racing	'03	YTZ5S	-	-	-
MX Desert Racing	'03	YTZ7S*	YTX5L-BS	-	-
MXC Racing	'00	YTZ7S*	YTX5L-BS	-	-
520 E/XC, M/XC Racing 4-Stroke	'00-'02	YTZ5S*	YTX4L-BS	-	-
E/XC, M/XC Racing 4-Stroke (Opt)	'00-'02	YTZ7S*	YTX5L-BS	-	-
450 EXC Racing	'03-'05	YTZ5S	-	-	-
EXC Racing	'05-'13	YTZ7S*	YTX5L-BS	-	-
SX-F, XC-F, XC-W	'09-'10	YTZ7S*	YTX5L-BS	-	-
SX-F	'11-'16	YTZ5S*	YTX4L-BS	-	-
450SMR	'09-'12	YTZ7S*	YTX5L-BS	-	-
450SMR	'13	YTZ5S*	YTX4L-BS	-	-
400 EXC, Racing	'05-'11	YTZ7S*	YTX5L-BS	-	-
EXC, Racing	'03-'05	YTZ5S	-	-	-
XC-W	'09-'10	YTZ7S*	YTX5L-BS	-	-
E/XC Racing 4-Stroke	'00-'02	YTZ5S*	YTX4L-BS	-	-
E/XC Racing 4-Stroke (Opt)	'00-'02	YTZ7S*	YTX5L-BS	-	-
LC4 E/XC	'96-'98	-	YTX9-BS	-	-
RXC LC4	'96-'01	-	YTX9-BS	-	-
350 XC-F	'11-'12	YTZ7S*	YTX5L-BS	-	-
SX-F	'11-'16	YTZ5S*	YTX4L-BS	-	-
EXC-F	'14	YTZ5S*	YTX4L-BS	-	-
Freeride	'13	YTZ7S*	YTX5L-BS	-	-
300 XC, XC-W, EXC-F	'11-'13	YTZ5S*	YTX4L-BS	-	-
XC, XC-W	'14	YTZ7S*	YTX5L-BS	-	-
250 EXC, Racing	'05-'10	YTZ7S*	YTX5L-BS	-	-
EXC, Racing	'03-'05	YTZ5S	-	-	-
EXF	'05-'10	YTZ7S*	YTX5L-BS	-	-
XC, EXC, XC-W	'11-'12	YTZ5S*	YTX4L-BS	-	-
EXC-F, XC-W, XCF-W	'11-'12	YTZ7S*	YTX5L-BS	-	-
SX-F, EXC, EXC-F	'13-'16	YTZ5S*	YTX4L-BS	-	-
200 Duke	'13	-	YTX9-BS	-	-
125 Duke	'13	-	YTX7L-BS	-	-

MuZ

660 Skorpion '95-'01	'95-'01	-	-	YB9L-A2	-
125 All Models All Years	ALL	-	-	YB9L-A2	-

MV AGUSTA

1000 F4	'05-'16	YTZ10S	-	-	-
Brutale 1078RR, 1090	'09-'16	YTZ10S	-	-	-
910 Brutale	'06-'09	YTZ10S	-	-	-
800 Brutale	'16	YTZ10S	-	-	-
750 F4, Brutale	'00-'08	YTZ10S	-	-	-
675 F3, Brutale	'16	YTZ10S	-	-	-

NORTON

850 Commando, Commando (75)		YTX14AHL-BS*	-	SYB14L-A2	-
750 Ranger Commando		-	-	-	12N9-4B-1
350 Navigator		-	-	-	6N11A-1B

PIAGGIO

APE CAR, MP, MPR, P602		YIX30L-BS*	-	53030	-
Ape 50 FL	'93	-	-	YB9-B	-
Boxer, Bravo, Cio		-	-	-	B39-6
Cosa 2		-	-	YB7-A	-
Cosa CLX 125 (c/av.)		-	-	YB7-A	-
Cosa CLX 150 (c/av.)		-	-	YB7-A	-
Cosa CLX 200 (c/av.)		-	-	YB7-A	-
Free		-	-	YB4L-B	-
Hexagon 125/150		-	-	YB9-B	-
NRG 50		-	-	YB4L-B	-
P125ETES, P125TS		-	-	YB7-A*	12N7-4A
P200E (c/av.)		-	-	YB9-B	-

KYMCO

250 Venox250	'09-'10	-	YTX9-BS	-	-
--------------	---------	---	---------	---	---

MOTO GUZZI

1400 AUDACE	'16	YTX20CH-BS	-	-	-
1380 California	'13	YTX20H-BS*	YTX20-BS	-	-

^{FA} Must use factory activated battery

^{**} When ordering this battery, specify terminal adapter
^{*} See Battery Cross Reference Chart on page 14

CC	Model	Year	High Performance AGM	AGM	Yumicron	Conventional	CC	Model	Year	High Performance AGM	AGM	Yumicron	Conventional
	HT1, HT1B 90 Enduro	'70-'71	—	—	—	6N2-2A-3	60	JT2 Mini Enduro	'72	—	—	—	6N2-2A-3
	TTR90E (Electric Start)	'03-'07	—	YT4B-BS	—	—		RD60	'73-'75	—	—	—	6N4A-4D
80	DT80 Mini Enduro	'81-'83	—	—	—	6N4-2A-5	50	DT50 Enduro	'88-'90	—	—	—	6N4B-2A-3
	G6S, G6SB	'70-'71	—	—	—	6N4A-4D		LB50P Chappy	'78-'82	—	—	—	6N4-2A-5
	G7S	'72	—	—	—	6N4A-4D		LC50 Champ	'80-'81	—	—	—	6N4-2A-5
	GT1 Mini Enduro	'73	—	—	—	6N4-2A-5		MJ50 Towny	'82	—	—	—	6N4-2A-5
	GT80 Mini Enduro	'74-'80	—	—	—	6N4-2A-5		QT50 Yamahopper	'79-'87	—	—	—	6N4-2A-5
	LB80 Chappy	'76-'78	—	—	—	6N4-2A-5		RX50 Special	'83-'84	—	—	—	6N4-2A-5
	YG1	'62-'66	—	—	—	6N4A-4D		TTR50E	'06-'17	—	YT4B-BS	—	—
	YG5T, YG5S	'68-'69	—	—	YB7L-B*	12N7-3B		YSR50	'87-'92	—	—	—	6N4-2A-5

* See Battery Cross Reference Chart on page 14

UTV (SIDE-BY-SIDES) APPLICATIONS

CC	Model	Year	High Performance AGM	AGM	Yumicron	Conventional	CC	Model	Year	High Performance AGM	AGM	Yumicron	Conventional
ARCTIC CAT							450	KAF450, Mule 1000		YTX20HL-BS-PW*	—	YB16CL-B	—
1000	Prowler 1000	'16-'17	—	YIX30L-BS*	—	—	400	KAF400, Mule 600, 610	'05-'16	YTX14AH-BS*	—	YB14A-A2	—
	Wildcat 1000, X, 4, LTD	'16-'17	—	YIX30L-BS	—	—		Mule SX	'17-'18	YTX14AH-BS*	—	YB14A-A2	—
700	Prowler 700	'09	YTX24HL-BS	—	—	—	300	KAF300, Mule 500, 520, 550		YTX14AH-BS*	—	YB14A-A2	—
	Prowler 700	'10-'17	—	YIX30L-BS*	YB30L-B	—	KYMCO						
	HDX	'11-'17	—	YIX30L-BS*	—	—	700	UXV700	'17	YTX20HL-BS*	YTX20L-BS	—	—
	Wildcat Sport, Trail	'16-'17	—	YIX30L-BS*	—	—	500	UXV500	'17	YTX20HL-BS*	YTX20L-BS	—	—
650	Prowler 650	'06-'09	YTX24HL-BS*	—	Y50-N18L-A-CX	—	450	UXV450	'17	YTX20HL-BS*	YTX20L-BS	—	—
550	Prowler 550	'09	YTX24HL-BS*	—	—	—	POLARIS						
	Prowler 550	'10-'15	—	YIX30L-BS*	YB30L-B	—	1000	RZR XP 1000, TURBO 4	'14-'18	Not available	—	—	—
500	Prowler 500	'17-	—	YTX20L-BS	—	—		Ranger General	'16-'18	Not available	—	—	—
	HDX500 XT	'17-	—	YTX30L-BS	—	—		Ranger Diesel	'15-'18	Not available	—	—	—
BRP (Can-Am)							900	RZR	'11-'18	—	YIX30L-BS	—	—
1000	Commander	'11-'18	YTX20HL ^{FA} *	YTX20L ^{FA}	—	—		Ranger Diesel	'11-'14	Not available	—	—	—
	Defender	'16-'18	YTX20HL ^{FA} *	YTX20L ^{FA}	—	—		Ranger XP	'13-'18	Not available	—	—	—
	Defender XT	'16-'18	GYZ32HL	YIX30L-BS	—	—		Ranger Crew	'14-'18	Not available	—	—	—
	Maverick	'13-'18	YTX20HL ^{FA} *	YTX20L ^{FA}	—	—	800	RZR	'08-'14	YTX20HL-BS	—	—	—
800	Commander	'11-'18	YTX20HL ^{FA} *	YTX20L ^{FA}	—	—		RZR 4, RZR S 800	'10-'14	—	YIX30L-BS	—	—
	Defender	'16-'18	YTX20HL ^{FA} *	YTX20L ^{FA}	—	—		Ranger	'10-'14	—	YIX30L-BS*	YB30L-B	—
	Defender XT	'16-'18	GYZ32HL	YIX30L-BS	—	—		Ranger, 6x6	'14-'17	Not available	—	—	—
HONDA							700	Ranger 6x6, 4x4	'06-'10	—	YIX30L-BS	—	—
1000	Pioneer 1000	'16-'18	GYZ16H	—	—	—	570	RZR 570	'12-'18	YTX14AH-BS*	—	YB14-B2	—
700	MUV700 Big Red	'08-'13	YTX14H-BS*	YTX14-BS	—	—		RZR 570 EPS	'13-'17	GYZ32HL	YIX30L-BS*	YB30L-B	—
	Pioneer 700	'15-'18	YTX14H-BS*	YTX14-BS	—	—		Ranger 4x4	'14-'18	YTX14AH-BS*	—	YB14-B2	—
500	Pioneer 500	'15-'17	GYZ16H	—	—	—		Ranger 570 Full Size	'18	YTX14AH-BS*	—	YB14-B2	—
KAWASAKI								Ranger Crew 570-4	'16-'18	YTX14AH-BS*	—	YB14-B3	—
990	Mule Pro DXT, DX	'16-'18	Not available	—	—	—		Ranger Crew 570-6	'16-'19	YTX14AH-BS*	—	YB14-B4	—
950	KAF950, Mule 2510, 3010 Diesel	'10	Not available	—	—	—	500	Ranger	'18	YTX14AH-BS*	—	YB14-B2	—
	Mule 4010 Diesel	'11-'13	Not available	—	—	—		Ranger 6x6, 4x4	'98-'04	—	YIX30L-BS*	YB30L-B	—
820	Mule Pro FXT	'15-'16	Not available	—	—	—		Ranger 4x4	'04-'10	—	YIX30L-BS*	YB30L-B	—
750	Teryx All Models (US)	'08-'18	Not available	—	—	—		Ranger 4x4	'11-'13	YTX14AH-BS*	—	YB14-B2	—
	Teryx All Models (CN)	'08-'18	—	KMX14-BS*	—	—	425	Ranger 2x4	'02-'03	—	YIX30L-BS*	YB30L-B	—
620	KAF620, Mule 3010 4x4 Advantage Classic	'03-'07	YTX20HL-BS*	YTX20L-BS	—	—	400	Ranger 400	'11-'14	YTX14AH-BS*	—	YB14-B2	—
	KAF620, Mule 2500, 2510, 2520		YTX-20HL-BS-PW*	—	YB16CL-B	—	170	RZR	'16-'18	—	YTX12-BS	—	—
	KAF620, Mule 3000, 3010, 3020		YTX20HL-BS*	YTX20L-BS	—	—	SUZUKI						
	Mule 4000	'09-'16	Not available	—	—	—	620	QUV620F	'05	YTX20HL-BS*	YTX20L-BS	—	—
	KAF620F, Mule 4010 4x4 (US)	'09-'16	Not available	—	—	—	YAMAHA						
	KAF620F, Mule 4010 4x4 (CN)	'09-'18	YTX20HL-BS*	YTX20L-BS	—	—		Rhino	All	Not available	—	—	—
	Mule 4010 Trans4x4, Diesel, Mule 4000	'09-'16	Not available	—	—	—	1000	YZX1000R	'16-'18	Not available	—	—	—
540	KAF540, Mule 2010, 2020, 2030		YTX20HL-BS-PW*	—	YB16CL-B	—	700	Viking	'14-'18	Not available	—	—	—
								Wolverine	'16-'18	Not available	—	—	—

^{FA} Must use factory activated battery
^K Available at Kawasaki dealers only

* See Battery Cross Reference Chart on page 14

SCOOTER APPLICATIONS

CC	Model	Year	High Performance AGM	AGM	Yumicron	Conventional	CC	Model	Year	High Performance AGM	AGM	Yumicron	Conventional
----	-------	------	----------------------	-----	----------	--------------	----	-------	------	----------------------	-----	----------	--------------

APRILIA

850	SRV850	'12-'13	YTX14H-BS*	YTX14-BS	-	-
500	Scarabeo	'09-'13	-	YTX12-BS	-	-
300	Atlantia	'12	-	-	YB12AL-A2	-
250	Sport City	'09-'13	-	YTX12-BS	-	-
200	Scarabeo	'09-'13	-	-	YB12AL-A2	-
150	Mojito	'09-'10	-	YTX7L-BS	-	-
125	Sport City	'08-'13	-	-	YB9-B	-
100	Scarabeo ST	'09-'13	-	-	YB9-B	-
50	SR50	'09-'15	-	-	YB9-B	-
	Sport City	'08-'13	-	-	YB9-B	-

BMW

650	C650 GT, Sport	'11-'16	GYZ16H	YTX14-BS	-	-
600	C600, Sport	'13-'16	GYZ16H	YTX14-BS	-	-
	C600	'11-'12	YTZ14S	-	-	-

E-TON

150	Sport 150	'12	-	YTX7A-BS	-	-
	Matrix R4-150	'12	-	YTX9-BS	-	-
	Beamer R4-150	'12	-	YTX9-BS	-	-
50	Beamer 50, Beamer III	'00-'12	YTZ7S*	YTX5L-BS	-	-
	Matrix 50	'12	YTZ7S*	YTX5L-BS	-	-
	Sport 50	'12	-	YTX7A-BS	-	-

HONDA

600	FSC600 Silver Wing	'02-'15	YTZ12S	-	-	-
300	NSS300 Forza	'14-'16	YTZ12S	-	-	-
250	CH250 Elite	'85-'90	-	YTX12-BS	-	-
	CN250 Helix	'93-'09	-	YTX12-BS	-	-
	CN250 Helix	'86-'87	-	YTX12-BS	-	-
	NSS250 Reflex	'01-'09	YTZ12S	-	-	-
	PS250 Big Ruckus	'05-'08	YTZ12S	-	-	-
150	CH150 Elite	'87	-	-	YB10L-B2	-
	CH150 Elite Deluxe	'85-'86	-	-	YB9-B	-
	SH150	'10-'12	-	YTX7L-BS	-	-
	SH150	'13	YTZ7S	-	-	-
	FES150	-	-	YTR9-BS	-	-
	PCX150	'13	YTZ7S	-	-	-
	PCX150	'15-'17	YTZ8V	-	-	-
125	CH125 Elite	'84	-	-	YB9-B	-
	FES125	-	-	YTR9-BS	-	-
	NH125 Aero	'84	-	-	YB5L-B	-
	Pantheon 125	-	-	YTR9-BS	-	-
	PCX125	'11	YTZ7S	-	-	-
	SH125	'10-'12	-	YTX7L-BS	-	-
	SH125	'13	YTZ7S	-	-	-
110	NHX110 Elite	'10-'13	-	YTX7L-BS	-	-
80	CH80 Elite	'93-'09	YTZ7S*	YTX5L-BS	-	-
	NH80 Aero	'85	YTZ7S*	YTX5L-BS	-	-
	NH80MD Aero	'83-'84	-	-	YB5L-B	-
50	CHF50 Metropolitan, II, SP	'02-'13	YTZ7S	-	-	-
	NB50 Aero	'85-'87	-	YTX4L-BS	-	-
	NB50M Aero	'83-'84	-	-	YB4L-B	-
	NCH50 Metropolitan	'13-'17	YTZ5S*	YTX4L-BS	-	-
	NN50MD Gyro	'84	-	-	YB4L-B	-
	NPS50, S Ruckus	'03-'17	YTZ7S	-	-	-
	NQ50 Spree, 50D SS	'86-'87	-	YTX4L-BS	-	-
	NQ50 Spree	'84-'85	-	-	YB4L-B	-
	P50 Little Honda	'67-'68	-	-	-	6N4-2A-4
	PA50I Moped, PA50II	'78-'83	-	-	-	6N4B-2A-5
	SA50 Elite LX, S, SR	'88-'01	-	YTX4L-BS	-	-
	SB50 (All)	'88-'90	-	YTX4L-BS	-	-
	SE50 Elite (All)	'87	-	YTX4L-BS	-	-
	TG50 Gyro S (All)	'85-'86	-	YTX4L-BS	-	-

HYOSUNG

250	NS3-250	'09-'16	-	YTX9-BS	-	-
100	EZ100	All Years	YTZ7S*	YTX5L-BS	-	-
50	SB50 Super Cab, SD50 Sense, SF50 Prima, Rally, Sense	All Years	-	YTX4L-BS	-	-

KYMCO

500	Xciting 500i	'09-'16	GYZ16H	YTX14-BS	-	-
400	Xciting 400i	'09	-	YTX12-BS	-	-
300	Downtown 300	'13	-	YT12A-BS	-	-
	People GT	'16	-	YT12A-BS	-	-
250	People 250	'09-'11	-	YTX12-BS	-	-
	Xciting 250i	'10-'11	-	YTX12-BS	-	-
200	People S 200	'11	-	YTX7A-BS	-	-
	People GT	'13	-	YT12A-BS	-	-
150	People S 150	'09-'13	-	YTX7A-BS	-	-
	Super 8 150	'09-'16	-	YTX7A-BS	-	-
125	People S 125	'09-'10	-	YTX7A-BS	-	-
	Agility 125	'16	YTZ7S*	YTX5L-BS	-	-
50	Super 8	'09-'16	-	YTX7A-BS	-	-
	Super 9	'09-'10	YTZ7S*	YTX5L-BS	-	-
	People	'09-'13	YTZ7S*	YTX5L-BS	-	-
	People S 50	'09-'10	-	YTX7A-BS	-	-
	Agility 50	'09-'16	-	YTX7A-BS	-	-

PIAGGIO

500	MP3 500 / Sport ABS	'08-'16	GYZ16H	YTX14-BS	-	-
	BV500	'08-'13	GYZ16H	YTX14-BS	-	-
460	X9	'09	GYZ16H	YTX14-BS	-	-
400	MP3 400	'08-'13	GYZ16H	YTX14-BS	-	-
350	BV350 ABS	'13-'16	-	YTX12-BS	-	-
250	MP3 250	'08-'13	GYZ16H	YTX14-BS	-	-
	BV250	'08-'11	GYZ16H	YTX14-BS	-	-
150	FLY150	'09-'16	-	-	YB9-B	-
50	FLY 50	'09-'16	-	-	YB9-B	-
	Typhoon	'09-'16	-	-	YB9-B	-

PIAGGIO - GILERA

500	Fuoco 500ie	'10-'13	YTX20CH-BS*	YTX16-BS	-	-
	Nexus 500ie	'10	YTX14AH-BS*	-	SYB14L-A2	-
300	Nexus 300ie	'10-'11	GYZ16H	YTX14-BS	-	-
200	Runner 200	'10-'12	-	YTX12-BS	-	-
125	Runner 125	'10-'12	GYZ16H	YTX14-BS	-	-
50	SP50	'10-'13	-	-	YB4L-B	-

PIAGGIO - VESPA

946	Vespa 946	'13-'16	-	YTX12-BS	-	-
300	GTS300, GTV300	'10-'16	GYZ16H	YTX12-BS	-	-
250	GTS250	'10	GYZ16H	YTX14-BS	-	-
	GTV250	'10	GYZ16H	YTX14-BS	-	-
150	LX150	'07	-	-	YB9-B	-
	LX150 4T	'16	-	YTX12-BS	-	-
50	LX50	'10-'16	-	-	YB9-B	-

SYM

250	RV250	'10-'12	-	YTX12-BS	-	-
200	HD200	'10-'13	-	YTX9-BS	-	-
125	HD125	'10-'11	-	YTX9-BS	-	-
	Fiddlel125	'10-'11	-	YTX7A-BS	-	-
50	Fiddlel150	'10-'12	-	YTX7A-BS	-	-
	SYMply50	'10-'11	-	YTX7A-BS	-	-
	MIO 50	'10-'13	-	YTX7A-BS	-	-
	JetEuro 50	'10-'12	YTZ7S	-	-	-
	RS50	'10	-	YTX4L-BS	-	-

SUZUKI

650	AN650 Burgman	'03-'17	GYZ16H	YTX14-BS	-	-
400	AN400 Burgman	'03-'16	-	YTX9-BS	-	-
200	UH200A Burgman	'14-'17	-	YTX9-BS	-	-
50	F50, F50R	'71	-	-	-	6N4-2A
	FA50 Shuttle	'80-'91	-	-	-	6N2-2A-4
	FS50, FZ50	'79-'83	-	-	-	6N4-2A

YAMAHA

530	T-MAX XP500F	'13-'16	YTZ12S	-	-	-
500	T-MAX XP500	'09-'13	YTZ10S	-	-	-
400	YP400 Majesty	'04-'14	-	YT9B-BS	-	-
250	Morphous	'06-'07	YTZ10S	-	-	-

* See Battery Cross Reference Chart on page 14

FA Must use Factory Activated battery

PWC (PERSONAL WATERCRAFT) APPLICATIONS

CC	Model	Year	High Performance AGM	AGM	Yumicron	Conventional	CC	Model	Year	High Performance AGM	AGM	Yumicron	Conventional
1100	JH1100 Zxi	'96-'03	YTX20HL-BS*	YTX20L-BS	--	--	POLARIS						
	JH1100-B Ultra 130	'01-'04	YTX20HL-BS*	YTX20L-BS	--	--	All	All Models	All	YTX20HL-BS-PW*	--	YB16CL-B	--
	JT1100 STX	'97-'03	YTX20HL-BS*	YTX20L-BS	--	--	S.O.S. MARINE MFG						
900	JH900 Zxi	'95-'97	YTX20HL-BS*	YTX20L-BS	--	--	All	All Models	All	YTX20H-BS*	YTX20-BS*	YB16-B-CX*	--
	JT900 STS, STX	'97-'05	YTX20HL-BS*	YTX20L-BS	--	--	ULTRANAUTICS						
800	JS800 SX-R	'03-'13	YTX20HL-BS*	YTX20L-BS	--	--	1250	Jet Star1250 (Boat)	'88-'90	--	--	53030	--
	JH750 B1-b3	'93-'95	YTX20HL-BS-PW*	--	YB16CL-B	--		Jet Star1260 (Boat)	'91	--	--	53030	--
750	JH750 E1, F2, G1, G2	'95-'99	YTX20HL-BS*	YTX20L-BS	--	--	800	All Models	'87-'92	--	--	53030	--
	JH750 SS, ST, Xi, XIR	'92-'99	YTX20HL-BS-PW*	--	YB16CL-B	--		Wet Bike	'85-'86	--	--	--	YHD-12H
	JH750 ST, Zxi	'95-'97	YTX20HL-BS*	YTX20L-BS	--	--	WET JET INTERNATIONAL						
	JH750 SX, ZX	'92-'95	YTX20HL-BS-PW*	--	YB16CL-B	--	All	All Models	All	YTX20H-BS*	YTX20-BS*	YB16-B-CX*	--
	JS750 SX, ZX	'92-'95	YTX20HL-BS-PW*	--	YB16CL-B	--	YAMAHA						
	JS750 SXi, SXi Pro	'95-'02	YTX20HL-BS*	YTX20L-BS	--	--	1800	FX, FZR, FZS, VXS, VXR	'09-'18	YTX20HL-BS-PW*	--	YB16CL-B	--
	JT750 STS, STX	'96-'98	YTX20HL-BS*	YTX20L-BS	--	--	1100	VX, V1	'09-'18	YTX20HL-BS-PW*	--	YB16CL-B	--
	JF650 TS	'89-'96	YTX20HL-BS-PW*	--	YB16CL-B	--	1049	EX	'17-'18	YTX20HL-BS-PW*	--	YB16CL-B	--
	JF650 X2	'86-'95	YTX20HL-BS-PW*	--	YB16CL-B	--	700	Superjet	'09-'17	YTX20HL-BS-PW*	--	YB16CL-B	--
	JL650 SC	'91-'95	YTX20HL-BS-PW*	--	YB16CL-B	--	All	All Wave Runner Models	'87-'08	YTX20HL-BS-PW*	--	YB16CL-B	--
650	JS650 SX	'87-'95	YTX20HL-BS-PW*	--	YB16CL-B	--							
	JS550	'82-'85	YTX20HL-BS*	YTX20L-BS*	YB16L-B	--							
550	JS550, SX	'86-'95	YTX20HL-BS-PW*	--	YB16CL-B	--							
	JS440	'87-'92	YTX20HL-BS-PW*	--	YB16CL-B	--							
440	JS440	'77-'86	YTX20HL-BS*	YTX20L-BS*	YB16L-B	--							
	JS400	'76	YTX20HL-BS*	YTX20L-BS*	YB16L-B	--							
300	JS300 TS, SX	'86-'91	YTX20HL-BS-PW*	--	YB16CL-B	--							

* See Battery Cross Reference Chart on page 14

SNOWMOBILE APPLICATIONS

CC	Model	Year	High Performance AGM	AGM	Yumicron	Conventional	CC	Model	Year	High Performance AGM	AGM	Yumicron	Conventional	
ARCTIC CAT														
1100	Z1, Tz1, F1100, M1100, Bearcat Z1	'01-'14	YTX20H-BS	--	--	--		EXT	'95-'97	--	--	--	12N7-4A	
	ZR 7000, ZR 9000	'14-'18	YTX20H-BS	--	--	--		EXT	'92-'94	YTX14AH-BS*	--	SYB14L-A2	--	
	XF1100, T1100, ZR 5000	'14-'17	YTX20H-BS	--	--	--		EXT	'89-'91	--	--	YB16L-B	--	
	XF 7000, 8000, 9000	'14-'18	YTX20H-BS	--	--	--		EXT (Carb)	'95-'96	YTX20H-BS*	YTX20-BS*	YB18-A	--	
	M 8000, 9000	'14-'18	YTX20H-BS	--	--	--		EXT (EFI)	'98	YTX20H-BS*	YTX20-BS*	YB18-A	--	
	M 7000	'14-'17	YTX20H-BS	--	--	--		EXT (EFI)	'95-'97	--	--	--	12N7-4A	
	Pantera 7000	'15-'18	YTX20H-BS	--	--	--		EXT 600	'97-'98	YTX20H-BS*	YTX20-BS*	YB18-A	--	
	Bearcat 7000	'15-'18	YTX20H-BS	--	--	--		EXT Dix (EFI)	'97-'98	YTX24HL-BS*	--	Y50-N18L-A-CX	--	
	Bearcat 5000	'15-'17	YTX20H-BS	--	--	--		EXT Special	'91-'92	YTX14AH-BS*	--	SYB14L-A2	--	
	F8 LXR, F800, M800, XF800	'07-'13	YTX20H-BS	--	--	--		F6, F8, F1000	'07-'09	YTX20H-BS	--	--	--	--
	ZR 8000	'14-'18	YTX20H-BS	--	--	--		F5	'07-'09	YTX20H-BS*	YTX20-BS*	YB18-A	--	
700	Bearcat 3000, Pantera 3000	'16-'17	YTX20H-BS	--	--	--	Firecat	'03-'06	YTX24HL-BS*	--	Y50-N18L-A-CX	--		
	ZR 3000	'17-'18	YTX20H-BS	--	--	--	Jaq AFS	'89-'91	YTX14AH-BS*	--	SYB14L-A2	--		
	ZR 6000	'14-'18	YTX20H-BS	--	--	--	Jaq AFS L/T	'89-'93	YTX14AH-BS*	--	SYB14L-A2	--		
	M 6000	'16-'18	YTX20H-BS	--	--	--	Jaq Liquid	'96	YTX14AH-BS*	--	YB14-A2	--		
570	F570, T570, Bearcat	'08-'14	YTX20H-BS*	YTX20-BS*	YB18-A	--	Jaq Z	'94	YTX14AH-BS*	--	YB14-A2	--		
	Lynx 2000	'15-'18	YTX20H-BS	--	--	--	Jaq Z	'93	YTX14AH-BS*	--	SYB14L-A2	--		
500	Bearcat 2000	'17-'18	YTX20H-BS	--	--	--	Jaq, Jaq Dix	'94-'99	YTX14AH-BS*	--	YB14-A2	--		
	F5 LXR	'07-'14	YTX20H-BS*	YTX20-BS*	YB18-A	--	Jaq, Jaq Dix	'85-'93	YTX14AH-BS*	--	SYB14L-A2	--		
600	4 Stroke Trail, Touring	'02-'03	YTX24HL-BS*	--	Y50-N18L-A-CX	--	Jaquar	'07	YTX20H-BS	--	--	--	--	
	Bearcat 340, 440	'95-'00	YTX14AH-BS*	--	YB14-A2	--	King Cat 900	'04-'06	YTX24HL-BS*	--	Y50-N18L-A-CX	--	--	
	Bearcat 570	'04-'09	YTX24HL-BS*	--	Y50-N18L-A-CX	--	Lynx	'91-'93	YTX14AH-BS*	--	SYB14L-A2	--	--	
	Bearcat 570	'10-'14	YTX20H-BS	--	--	--	M 5	'05-'06	YTX20H-BS	--	--	--	--	
	Bearcat WT Turbo	'06-'07	YTX24HL-BS	--	--	--	M 6	'05-'07	YTX20H-BS	--	--	--	--	
	Bearcat WT	'05-'07	YTX24HL-BS	--	--	--	M 7	'05-'06	YTX20H-BS	--	--	--	--	
	Bearcat WT	'03-'04	YTX24HL-BS*	--	Y50-N18L-A-CX	--	Mountain Cat	'01	YTX20H-BS*	YTX20-BS*	YB18-A	--	--	
	Bearcat WT	'95-'02	YTX20H-BS*	YTX20-BS*	YB18-A	--	Mountain Cat 500	'02	YTX20H-BS*	YTX20-BS*	YB18-A	--	--	
	Cheetah	'91-'93	YTX14AH-BS*	--	SYB14L-A2	--	Mountain Cat 570	'02-'04	YTX24HL-BS*	--	Y50-N18L-A-CX	--	--	
	Cheetah	'86-'90	--	--	YB16L-B	--	Mountain Cat 600	'02-'04	YTX20H-BS*	YTX20-BS*	YB18-A	--	--	
	Cougar	'95-'98	YTX20H-BS*	YTX20-BS*	YB18-A	--	Mountain Cat 600	'02-'04	YTX24HL-BS*	--	Y50-N18L-A-CX	--	--	
	Cougar	'91-'94	YTX14AH-BS*	--	SYB14L-A2	--	Mountain Cat 800	'02-'04	YTX24HL-BS*	--	Y50-N18L-A-CX	--	--	
	Cougar	'85-'90	--	--	YB16L-B	--	Mountain Cat 900	'03-'04	YTX24HL-BS*	--	Y50-N18L-A-CX	--	--	
	Crossfire 500	'07	YTX20H-BS	--	--	--	Mountain Cat 1000	'02	YTX20H-BS*	YTX20-BS*	YB18-A	--	--	
	Crossfire 600	'06-'07	YTX20H-BS	--	--	--	Pantera	'99-'01	YTX20H-BS*	YTX20-BS*	YB18-A	--	--	
	Crossfire 700	'06	YTX20H-BS	--	--	--	Pantera	'95-'98	YTX24HL-BS*	--	Y50-N18L-A-CX	--	--	
	El Tigre 5000	'87-'88	YTX14AH-BS*	--	SYB14L-A2	--	Pantera	'94	YTX20H-BS*	YTX20-BS*	YB18-A	--	--	

* See Battery Cross Reference Chart on page 14

PWC

SNOWMOBILE

CC	Model	Year	High Performance AGM	AGM	Yumicron	Conventional	CC	Model	Year	High Performance AGM	AGM	Yumicron	Conventional
	Panther	'89-'93	YTX14AHL-BS*	--	SB14L-A2	--		Sprint (Electric Start)	'86-'90	--	--	Y60-N24-A	--
	Panther	'80-'88	--	--	YB16L-B	--	800	Switchback, RMK	'-10	YTX20HL-BS*	YTX20L-BS	--	--
	Panther 340	'97-'00	YTX14AH-BS*	--	YB14-A2	--		Rush, Switchback, RMK	'11-'18	YTX20CH	--	--	--
	Panther 370	'01-'07	YTX14AH-BS*	--	YB14-A2	--		Indy	'14-'16	YTX20CH	--	--	--
	Panther 440	'97-'03	YTX14AH-BS*	--	YB14-A2	--		SKS	'16	YTX20CH	--	--	--
	Panther 550	'97-'01	YTX20H-BS*	YTX20-BS*	YB18-A	--	750	FS/FST, Wide Track	'06-'10	YTX20HL-BS*	YTX20L-BS	--	--
	Panther 570	'02-'07	YTX24HL-BS*	--	Y50-N18L-A-CX	--		Turbo Switchback, Turbo Dragon	'06-'10	YTX20HL-BS*	YTX20L-BS	--	--
	Panther 660	'06-'07	YTX24HL-BS*	--	Y50-N18L-A-CX	--		Turbo LX, IQ	'08-'14	YTX20HL-BS*	YTX20L-BS	--	--
	Powder Extreme	'97-'98	YTX20H-BS*	YTX20-BS*	YB18-A	--		FS Wide Track	'10-'13	YIX30L	--	--	--
	Powder Special	'95-'97	YTX20H-BS*	YTX20-BS*	YB18-A	--	600	IQ Touring	'-08	YTX14AH-BS	--	--	--
	Prowler	'94	--	--	YB7-A*	12N7-4A		IQ, Shift, Switchback, RMK	'09-'11	YTX20HL-BS	--	--	--
	Prowler	'90-'93	YTX14AHL-BS*	--	SB14L-A2	--		Shift, Switchback, RMK	'09-'10	YTX20HL-BS	YTX20L-BS	--	--
	Prowler 2-Up	'95	YTX20H-BS*	YTX20-BS*	YB18-A	--		Wide Track	'10-'16	--	YIX30L-BS	--	--
	Prowler Special	'91-'92	YTX20H-BS*	YTX20-BS*	YB18-A	--		Rush	'10-'18	YTX20CH	--	--	--
	Puma	'94-'96	YTX14AH-BS*	--	YB14-A2	--		Switchback, RMK	'12-'18	YTX20CH	--	--	--
	Sabercat 500	'04-'06	YTX20H-BS*	YTX20-BS*	YB18-A	--		Indy	'14-'18	YTX20CH	--	--	--
	Sabercat 600, 700	'04-'06	YTX24HL-BS*	--	Y50-N18L-A-CX	--		Voyager	'14-'17	YTX20CH	--	--	--
	T660 Touring	'04-'06	YTX24HL-BS*	--	Y50-N18L-A-CX	--		Wide Track	'14-'17	YIX30L	--	--	--
	T660 Turbo	'04-'07	YTX24HL-BS	--	--	--	550	IQ, LXT, Shift	'-13	YTX20HL-BS	--	--	--
	T660 Turbo Touring	'04-'07	YTX24HL-BS	--	--	--		Indy, VOYAGEUR	'14-'18	YTX20CH	--	--	--
	Thundercat	'97-'02	YTX20H-BS*	YTX20-BS*	YB18-A	--		Adventure	'-18	YTX20CH	--	--	--
	Wildcat (EFI)	'95-'96	--	--	YB7-A*	12N7-4A		Wide Track	'-18	YTX20CH	--	--	--
	Wildcat (EFI)	'93	YTX14AHL-BS*	--	SB14L-A2	--	544	Trail, Trail Touring	'-09	YTX14AH-BS*	--	YB14A-A2	--
	Wildcat MC	'94	--	--	YB7-A*	12N7-4A	500	Wide Track	'89-'14	YTX24HL-BS*	--	Y50-N18L-A-CX*	--
	Wildcat Touring	'95-'96	--	--	YB7-A*	12N7-4A							
	Z	'98-'01	YTX14AH-BS*	--	YB14-A2	--							
	Z 370, 440	'02-'07	YTX14AH-BS*	--	YB14-A2	--							
	Z 570	'02-'08	YTX24HL-BS*	--	Y50-N18L-A-CX	--							
	ZL 500	'02	YTX20H-BS*	YTX20-BS*	YB18-A	--							
	ZL 550, 600	'02-'03	YTX20H-BS*	YTX20-BS*	YB18-A	--							
	ZL 800	'02-'03	YTX24HL-BS*	--	Y50-N18L-A-CX	--							
	ZR (EFI)	'95-'96	--	--	YB7-A*	12N7-4A							
	ZR 500, 600	'01-'02	YTX20H-BS*	YTX20-BS*	YB18-A	--							
	ZR 800	'02-'03	YTX24HL-BS*	--	Y50-N18L-A-CX	--							
	ZR 900	'03-'06	YTX24HL-BS*	--	Y50-N18L-A-CX	--							
	ZRT	'97-'02	YTX20H-BS*	YTX20-BS*	YB18-A	--							

BRP (SKI-DOO)

All 4-stroke	'03	YTX24HL-BS	--	--	--	--
All Models	'98	YTX24HL-BS*	--	Y50-N18L-A-CX*	--	--
CK3 Types	'99-'03	YTX24HL-BS*	--	Y50-N18L-A-CX*	--	--
Elite	'04-'06	--	YIX30L-BS	--	--	--
ZX Types	'99-'01	--	YTX15L-BS	--	--	--
ZX Types	'02-'03	YTX20HL-BS*	YTX20L-BS	--	--	--
1200 Grand Touring, Expedition	'10-'18	YTX20HL ^{FA}	--	--	--	--
Expedition SE	'15-'18	GYZ32HL	YIX30L-BS	--	--	--
Renegade, GSX, GTX, MX Z	'09-'18	YTX20HL ^{FA}	--	--	--	--
1000 Expedition, Legend, Skandic	'03-'06	YTX24HL ^{FA}	--	--	--	--
900 Renegade, MX Z, Expedition, Grand Touring, Skandic	'14-'17	YTX20HL ^{FA}	YTX20L ^{FA}	--	--	--
850 Renegade X E-TEC, Adventure	'17-'18	YTX20HL ^{FA}	YTX20L ^{FA}	--	--	--
MX Z X E-TEC	'17-'18	YTX20HL ^{FA}	YTX20L ^{FA}	--	--	--
SUMMIT E-TEC	'17-'18	YTX20HL ^{FA}	YTX20L ^{FA}	--	--	--
800 Expedition	'07-'18	YTX20HL ^{FA}	YTX20L ^{FA}	--	--	--
Renegade, Summit, Free Ride	'04-'18	YTX20HL ^{FA}	YTX20L ^{FA}	--	--	--
GSX, MX Z	'04-'18	YTX20HL ^{FA}	YTX20L ^{FA}	--	--	--
600 Expedition, Skandic, Summit	'06-'18	YTX20HL ^{FA}	YTX20L ^{FA}	--	--	--
Expedition SE, Skandic ACE	'15-'18	GYZ32HL	YIX30L-BS	--	--	--
Grand Touring, Renegade	'04-'18	YTX20HL ^{FA}	YTX20L ^{FA}	--	--	--
Tundra, MX Z, GSX, GTX	'04-'18	YTX20HL ^{FA}	YTX20L ^{FA}	--	--	--
550 Expedition, Skandic, Tundra	'05-'18	YTX20HL ^{FA}	YTX20L ^{FA}	--	--	--
Grand Touring, Renegade	'-14	YTX20HL ^{FA}	YTX20L ^{FA}	--	--	--
MX Z, GSX, GTX	'07-'14	YTX20HL ^{FA}	YTX20L ^{FA}	--	--	--
300 Skandic	'05-'17	YTX20HL ^{FA}	YTX20L ^{FA}	--	--	--

KAWASAKI

All Models	All	YTX24HL-BS*	--	Y50-N18L-A-CX*	--	--
------------	-----	-------------	----	----------------	----	----

POLARIS

All EFI (RXL, 500 EFI)	'93-'97	--	--	YB9A-A	--	--
All Electric Start Kits	'85-'93	YTX24HL-BS*	--	Y50-N18L-A-CX*	--	--
All Electric Start Kits	'94-'05	YTX14AH-BS*	--	YB14A-A2	--	--
All Other Models	'92-'05	YTX14AH-BS*	--	YB14A-A2	--	--
Indy, Indy Trail	'84-'91	YTX24HL-BS*	--	Y50-N18L-A-CX*	--	--

YAMAHA

1049 FX Nitro	'-14	YTX20HL-BS*	YTX20L-BS	--	--	--
RS Venture	'-14	YTX20HL-BS*	YTX20L-BS	--	--	--
RS Vector	'16-'18	YTX20HL-BS*	YTX20L-BS	--	--	--
SR Viper L/M/R/S/X	'14-'18	YTX20HL-BS	--	--	--	--
VK Professional II	'16-'18	YTX20HL-BS*	YTX20L-BS	--	--	--
1000 Apex	'06-'18	YTX14H-BS*	YTX14-BS	--	--	--
RS1000S, GT, RS	'06-'14	YTX20HL-BS*	YTX20L-BS	--	--	--
RX1000R RX (All Models)	'03-'05	YTX20HL-BS	YTX20L-BS	--	--	--
973 Vector	'-09	YTX20HL-BS*	YTX20L-BS	--	--	--
Viking	'-09	YTX20HL-BS*	YTX20L-BS	--	--	--
RS Viking Professional	'09-'14	YTX20HL-BS*	YTX20L-BS	--	--	--
700 SXV700ER SXViper ER	'02-'05	YTX24HL-BS*	--	Y50-N18L-A-CX*	--	--
V700 Venture 700	'98-'04	YTX24HL-BS*	--	Y50-N18L-A-CX*	--	--
VX700DX Vmax 700 Deluxe	'99-'00	YTX24HL-BS*	--	Y50-N18L-A-CX*	--	--
VX700ER Vmax 700 ER	'01-'02	YTX24HL-BS*	--	Y50-N18L-A-CX*	--	--
VX700XTCD Vmax 700 XTC Deluxe	'98	YTX24HL-BS*	--	Y50-N18L-A-CX*	--	--
600 VT600 Venture 600	'97-'98	--	--	YB16AL-A2	--	--
VT600 Venture 600	'99-'06	YTX24HL-BS*	--	Y50-N18L-A-CX*	--	--
VX600DX Vmax 600 Deluxe	'99-'01	YTX24HL-BS*	--	Y50-N18L-A-CX*	--	--
VX600E/DX Vmax 600 LE/DX	'94-'96	--	--	YB16AL-A2	--	--
VX600ER Vmax 600 ER	'02-'03	YTX24HL-BS*	--	Y50-N18L-A-CX*	--	--
VX600XTC Vmax 600 XTC	'97-'98	--	--	YB16AL-A2	--	--
570 EX570E Exciter	'88-'90	--	--	YB16AL-A2	--	--
EX570E Exciter II LE	'91-'93	--	--	YB16AL-A2	--	--
540 EC540 Excel	'79-'80	YTX24HL-BS*	--	Y50-N18L-A-CX*	--	--
VK540E, II, III	'89-'03	--	--	YB16AL-A2	--	--
XL540 XLV	'85-'90	--	--	YB16AL-A2	--	--
500 Phazer	'16-'18	YTX14H-BS*	YTX14-BS	--	--	--
Venture Lite, MP, RS	'16-'18	YTX14H-BS*	YTX14-BS	--	--	--
PZ500DX Phazer 500 Deluxe	'01	--	--	YB16AL-A2	--	--
VT500 Venture 500	'97-'01	--	--	YB16AL-A2	--	--
VT500 Venture 500 XL	'99-'00	--	--	YB16AL-A2	--	--
VX500E Vmax	'94-'01	--	--	YB16AL-A2	--	--
480 PZ480E Phazer Deluxe	'84-'89	YTX14AHL-BS*	--	SB14L-A2*	12N14-3A	--
PZ480E Phazer II LE, SS	'90-'98	YTX14AHL-BS*	--	SB14L-A2*	12N14-3A	--
VT480 Venture GT	'92-'93	YTX14AHL-BS*	--	SB14L-A2*	12N14-3A	--
VT480 Venture LX	'91-'97	YTX14AHL-BS*	--	SB14L-A2*	12N14-3A	--
VT480TR Venture TR Electric	'98	YTX14AHL-BS*	--	SB14L-A2*	12N14-3A	--
340 CS340 Ovation Deluxe/LE	'89-'98	YTX14AHL-BS*	--	SB14L-A2*	12N14-3A	--
EC340 Excel III	'81-'88	YTX14AHL-BS*	--	SB14L-A2*	12N14-3A	--
ET340E Enticer	'79	YTX24HL-BS*	--	Y50-N18L-A-CX*	Y50-N18L-A	--
ET340E Enticer	'80	YTX14AHL-BS*	--	SB14L-A2*	12N14-3A	--
300 CF300 Inviter	'86-'90	--	--	YB16AL-A2	--	--
125 SV125E Sno-Sport	'90-'91	YTX14AHL-BS*	--	SB14L-A2*	12N14-3A	--
80 SV80E Sno-Scoot	'88-'90	--	--	YB7L-B*	12N7-3B	--

* See Battery Cross Reference Chart on page 14

^{FA} Must use Factory Activated battery

1 AMP Automatic Battery Charger & Maintainer

Part No. YUA1201000

- 3 color LED displays battery charge status at a glance
- Automatically switches when battery is fully charged to maintenance mode
- 5 year limited warranty



2 AMP Dual-bank Automatic Charger & Maintainer

Part No. YUA1202262

- 2 independent charging stations
- Charges 6 volt & 12 volt batteries
- Automatic charging and maintenance maximizes battery life
- OEM-approved 5-stage charging algorithm saves time and energy
- Active desulfation to recover sulfated batteries
- Defective battery detection to eliminate surprises
- 5 year limited warranty



3 AMP Automatic Battery Charger & Maintainer

Part No. YUA1203000

- Automatic charging and maintenance maximizes battery life
- OEM-approved 5-stage charging algorithm saves time and energy
- Active desulfation to recover sulfated batteries
- Defective battery detection to eliminate surprises
- 5 year limited warranty



Battery Charger Leads

Part No. YUA00ACC04 - 18AWG Wire, 3 amp fuse

Part No. YUA00ACC05 - 16AWG Wire, 15 amp fuse

- For use with electrical accessories such as heated gear & GPS units
- Can be used with all of Yuasa's consumers chargers & maintainers



Jumper Cables

Part No. YUA00ACC07

- Convenient storage bag included
- Heavy duty, 8 ft., 8-gauge cables won't stiffen or freeze
- Tangle resistant, encased rubber grips for safer use



MB-2040 Battery Charger

Part No. YUA1202040

- High output charging current (max 4 amps)
- High voltage capable (max 20 volts) – designed to improve recovery of sulfated batteries
- Switchable Mode operation
 - “Quick Mode” – for fast vehicle setup
 - “Normal Mode” – ideal for smaller batteries, initial activation, and deeply discharged batteries
- Commercial grade – perfect for dealer/shop use
- Suitable for battery types – conventional and AGM
- Automatic shut-off to prevent overcharging
- Reverse polarity protection/spark-free operation (UL/CUL approved)
- 3 year limited warranty



10-Bank Battery Maintainer

Part No. YUA122500 - Battery Maintainer with 25 ft. leads

Part No. YUA00AC25F - 10 pack of 25 ft. leads

- Maintain up to 10 batteries at a time
- 5-stage maintenance/float charge
- Pre-qualification battery test
- Built-in timer for battery protection
- 250 mA per channel
- 1 year limited warranty



Digital Battery Tester

Part No. **YUA00BTY01**

- Developed exclusively for the powersports industry
- Determines battery health and charge status in seconds
- Single load, dynamic resistance technology minimizes battery drain during test
- Protective rubber boot and Amp Hr guide
- Tests both charged and discharged batteries accurately
- 250 mA per channel
- 1 year limited warranty



Digital Battery Print Tester

Part No. **YUA00BTY01P**

- Developed exclusively for the powersports batteries
- Determines battery health and charge status in seconds
- Single load, dynamic resistance technology minimizes battery drain during test
- Tests both charged and discharged batteries accurately
- Digital battery tester prints recommended actions
- Charging system check
- Heavy-duty plastic case
- 4 AA batteries (included)
- 1 year limited warranty



Replacement Paper Roll

Part No. **YUABTY01PPR**

- Thermal printing paper
- 2 rolls of printer paper



Small Display Rack

Part No. 60052

- 24" wide x 48" high x 10" deep



Large Display Rack

Part No. YUASARACK


- 37" wide x 62" high x 15" deep



Battery Rack Header Card

Part No. YUA-SMHC - Small Display Rack

Part No. YUA-LGHC - Large Display Rack



Metal Sign / Lighted Sign

Part No. YUA-888 - Metal Sign



Lighted Sign

Part No. YUA-SIGN - Lighted Sign



Counter Mat

Part No. YUA-016



3' x 5' Banner

Part No. YUA-001



Counter Stools

Part No. YUA-999





Address

2901 Montrose Avenue
Laureldale, PA 19605

Phone & Fax

P: 866.431.4784
F: 610.929.1295

Website

www.yuasabattery.com